



Create!™ Ceiling Panels
Custom Images and
Patterns

Armstrong®
World Industries



Ultima® Create!™ Beveled Tegular panels with Prelude® XL® 15/16" suspension system
RetailMeNot Office, Austin, TX

Design the Create!™ Ceiling of Your Dreams



Create!™ Panels Make It Easy

Create!™ ceiling panels allow you to print one-of-a-kind custom images and patterns on your favorite ceiling panels to complement your project design.

Steps for Create! Panels

1a. Design Your Own, Original Artwork*

Original Artwork Guidelines:

- Artwork must be vector-based
- Acceptable file types:
 - Adobe® Illustrator® – .ai
 - Encapsulated PostScript – .eps
 - Scalable Vector Graphics – .svg
- Acceptable Color Mode: CMYK

Original Digital Image Requirements:

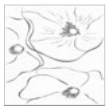
- Image must be 150 dpi at full print size
- Acceptable file types:
 - Joint Photographic Experts Group – .jpg
 - Tagged Image File Format – .tiff

NOTE: Create! panels are intended for printed visuals only. Looking for solid colors? Choose [Calla®](#) or [Lyra®](#) ceiling panels.

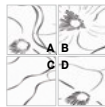
* Armstrong does not provide graphic design assistance.

1b. Or Choose from One of These Stock Visuals or Designs

Blooms



Single Panel Design 021

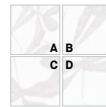


4-Panel Design Design 022 (Add A, B, C, or D for individual panel order)

Dragonflies



Single Panel Design 051



4-Panel Design Design 052 (Add A, B, C, or D for individual panel order)

Stars



Single Panel Design 041



Single Panel Design 042



Single Panel Design 043

Bubbles



Single Panel Design 011



Single Panel Design 012

2. Import Reversed Artwork into Reflected Ceiling Plan**

Showing 24" x 24" Suspension System Overlay Over Artwork

Architectural Drawing Guidelines:

- Acceptable file types:
 - Portable Document Format – .pdf



Reflected Ceiling Plan



Artwork View of Design

**A reflected ceiling plan shows a view of the room as if looking from above, through the ceiling, at a mirror installed one foot below the ceiling showing the reflected image of the ceiling above.

3. Select Create!™ Ceiling Panel and Suspension System



1/4"

Vector® Panel and Prelude® XL®
(White suspension system recommended for Vector)

- Ultima® Create!™ Z1920UC1
- Optima® Create!™ Z39010C1



9/16"

Tegular Panel and Silhouette® XL® 1/4" Reveal

- Ultima Create! Z1912UC1
- Ultima® Health Zone™ Create!™ Z1936UC1



9/16"

Tegular Panel and Silhouette XL 1/8" Reveal



15/16"

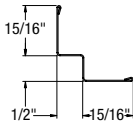
Lay-in Panel and Prelude XL

- Ultima Create! Z1910UC1
- Ultima Health Zone Create! Z1935UC1
- Optima Create! Z33520C1

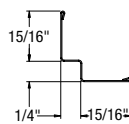
4. Select Perimeter Angle at Wall

Seismic

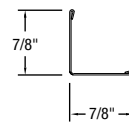
- Vector Seismic Shadow 7897 & BERC2



- Tegular and Lay-in Seismic Shadow 7877 & BERC2

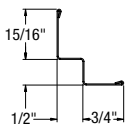


- Tegular and Lay-in Seismic 7800 & BERC2

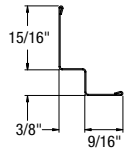


Non-Seismic

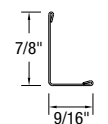
- Vector Shadow 7875



- Tegular and Lay-in Shadow 7873

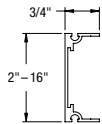


- Tegular and Lay-in 7804

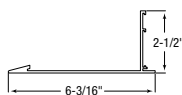


5. Select Perimeter Trim at Floating Edge

- Axiom® Classic* Straight or Curved




- Axiom® Knife Edge**




* Vector compatible Axiom available if desired

6. Select Suspension System and Trim Colors

Visit armstrongceilings.com/natureinspired to get information about coordinated Armstrong colors. Due to printing limitations, shade may vary from actual product.



Powder-coated Finishes



NOTE: 360° paint finishes and custom colors available as special order.

** Colors that are pre-qualified to meet Sustain™ portfolio requirements are available upon request. Other made-to-order colors must be evaluated if sustainability criteria is required. Lead time will increase.

NOTE: Powder-coated finishes are also available on select Axiom Classic, Knife Edge, and Vector trim profiles



Ultima® Create!™ Vector® panels with Prelude® XL® 15/16" suspension system; Springmill Learning Center, Mansfield, OH

7. Contact the ABP Specials Team

Email the project information to abpspecials@armstrongceilings.com

8. Custom Samples

Custom samples are available and highly recommended. Due to the custom nature of the product and the spectrum of colors available, a fee and shipping charges apply for custom samples. Please contact your Armstrong Commercial Ceiling Systems representative for custom samples.



Ultima® Create!™ Vector® panels with Axiom® Classic trim; Majestic Way Elementary School, San Jose, CA

KEY SELECTION ATTRIBUTES


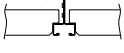
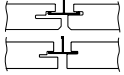
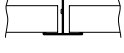
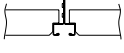
- Get total noise control and floor plan versatility with Total Acoustics® ceiling panels: NRC + CAC = Total Acoustics performance
- Your unique visuals set the stage for a themed environment
- Flexibility to adapt different performance across lines, including Ultima®, Ultima® Health Zone™, and Optima® panels
- Excellent options for sound absorption – NRC 0.70 - 0.90
- Mold- and mildew-resistant surface
- Product is directional
- Custom samples available
- Can contribute to LEED® credits

TYPICAL APPLICATIONS

- Classrooms
- Libraries/media centers
- Lobbies/reception areas
- Retail
- Restaurants



VISUAL SELECTION

	Item No.	Dimensions (Inches)
ULTIMA® or OPTIMA® CREATE!™ Square Lay-in for 15/16" Prelude® XL® 	Z1910UC1 (Ultima)	24 × 24 × 3/4" □
	Z33520C1 (Optima)	24 × 24 × 1" □
ULTIMA® CREATE!™ Tegular for 9/16" Silhouette® XL® ONLY; 1/4" or 1/8" Reveal 	Z1912UC1	24 × 24 × 3/4" □
ULTIMA® or OPTIMA® CREATE!™ Vector® for 15/16" Prelude XL (White only) 	Z1920UC1 (Ultima)	24 × 24 × 3/4" □
	Z39010C1 (Optima)	24 × 24 × 7/8" □
ULTIMA® Health Zone™ CREATE!™ Square Lay-in for 15/16" Prelude XL 	Z1935UC1	24 × 24 × 3/4" □
ULTIMA® Health Zone™ CREATE!™ Tegular for 9/16" Silhouette® XL® ONLY; 1/4" or 1/8" Reveal 	Z1936UC1	24 × 24 × 3/4" □

NOTE: Create! panels are intended for printed visuals only. Looking for solid colors? Choose Calla® or Lyra® ceiling panels.

NOTE: Replacement panels may vary slightly in color due to material variations over time. Product could have slight color variation from run to run; adequate attic stock should be ordered. Ultima® Health Zone™ ceilings have different scrim surface than Ultima® or Optima® which may affect color.

PERFORMANCE SELECTION


Dots represent high level of performance.

\$\$\$

UL Classified Acoustics		Total Acoustics ¹	Fire Performance	Bio-Block	Humi-Guard+	DURABILITY			Recycled Content	Recycle Program	30-Yr Warranty
NRC	CAC	NRC + CAC	UL Class	Anti-Mold/Mildew	Sag Resistant	Water Repel	Soil				
0.75*	35*	BETTER	Class A	*	*	N/A	*	*	*	*	
0.90*	26	N/A	Class A	*	*	N/A	*	*	N/A	*	
0.75*	35*	BETTER	Class A	*	*	N/A	*	*	*	*	
0.70*	33	N/A	Class A	*	*	N/A	*	*	*	*	
0.80*	26	N/A	Class A	*	*	N/A	*	*	N/A	*	
0.70*	38*	BETTER	Class A	Bio-Block+	*	*	*	*	*	*	
0.70*	38*	BETTER	Class A	Bio-Block+	*	*	*	*	*	*	

¹ Total Acoustics® ceiling panels have an ideal combination of sound absorption and sound blocking in one product. **GOOD** (NRC 0.60-0.65; CAC 35+) **BETTER** (NRC 0.70-0.75; CAC 35+) **BEST** (NRC 0.80+; CAC 35+) Based on image/color coverage, NRC may vary slightly.

TAKE
THE NEXT
STEP



Experience,
Above All™

877 276-7876

Customer Service Representatives
7:45 a.m. to 5:00 p.m. EST
Monday through Friday

TechLine – Technical information, detail drawings,
CAD design assistance, installation information,
other technical services – 8:00 a.m. to 5:30 p.m. EST,
Monday through Friday. FAX 800 572 8324
or email: techline@armstrongceilings.com

armstrongceilings.com/commercial

Latest product news
Standard and custom product information
Online catalog
CAD, Revit®, SketchUp® files
A Ceiling for Every Space® Visual Selection Tool
Product literature and samples – express service
or regular delivery
Contacts – reps, where to buy, who will install

 **ProjectWorks®**

armstrongceilings.com/projectworks

The power of **ProjectWorks®** Design and
Pre-Construction Service

Mix and match different sizes, shapes,
colors, and materials to reinvent your
standard, specialty, or custom ceiling.

Visit our pattern gallery online to
see ideas for your next project at
armstrongceilings.com/patterngallery

Contact your local representative to get a
design started! Not sure who your local rep
is? Visit armstrongceilings.com/findarep



Cover Photo: Ultima® Create!™ Vector® panels with
Prelude® XL® 15/16" suspension system;
Reynolds Middle School, Lancaster, PA

armstrongceilings.com/create

SketchUp™ is a registered trademark of Trimble, Inc.; Revit® is a registered trademark of Autodesk, Inc.
LEED® is a registered trademark of the U.S. Green Building Council; UL® is a registered trademark of UL, LLC
Adobe® Illustrator® are registered trademarks of Adobe in the United States and/or other countries
All other trademarks used herein are the property of AWI Licensing Company and/or its affiliates
© 2023 AWI Licensing LLC · Printed in the United States of America

Armstrong®
World Industries