



SERPENTINA[®]
Waves[™]
Curved Metal
Clouds

Curves That EBB & FLOW

Enhance your space with the visual power of our pre-engineered Serpentina® Waves™, available in ready-to-install kits.

The Serpentina Waves system is a curved, extruded aluminum system that features flexible, large-size panels with a narrow 1/4" black reveal. The suspension system is hidden. All you see are waves!

Choose from one of 60 kit options using just a single item number. Everything needed for installation is in the kit.

- ▶ Pre-cut
- ▶ Sizes range from 4' x 4' up to 12' x 12'.
- ▶ Hill, Valley, or Combination
- ▶ 30- or 45-degree arc.

If none of our kit sizes work for your project, you can create other sizes, lengths, and arcs using standard Serpentina components.

Striking Visual Impact

Serpentina® Waves™ Acoustical Clouds 2' x 8', 2' x 10',
and 2' x 12' with R062 perforation in Silver Satin ▶
Lewis & Clark Community College, Godfrey, IL





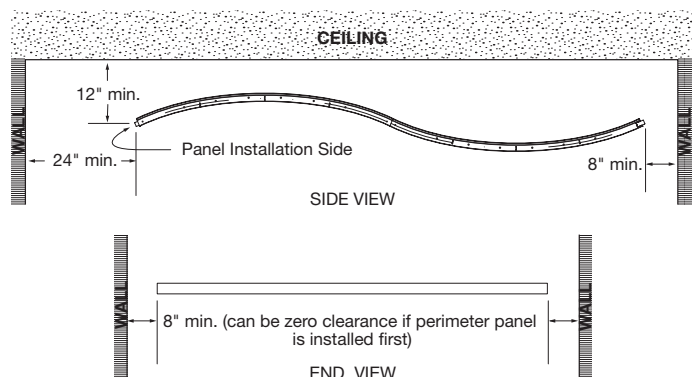
▲ Serpentina® Waves™ with R062 perforation in White; WLC Architects, Inc., Rancho Cucamonga, CA

Designing Your SERPENTINA Waves™

1 Define Your Space

To define the size, consider the dimensions of the space you're addressing:


- A minimum horizontal distance of 24" is required on the straight perimeter end where the panels will be installed.
- A 12" minimum vertical distance to the ceiling is required above the straight perimeter trim where the panels will be installed.
- A minimum distance of 8" is needed on the remaining three sides of the Serpentina® Waves™ cloud. This is to allow installation of our perimeter hold down clips. The clearance on the sides can be eliminated by installing the perimeter panels before the adjacent field panels.



2 Choose Your Panel Color and Perforation

COLOR SELECTION* Due to printing limitations, shade may vary from actual product.

Metal Infills




Wood Look Architectural Film Colors (Not available with perforated or corrugated panel options)



*Custom colors and wood finishes available. Contact Armstrong Customer Service at 1-877-276-7876 and select options 1-1-2.

COLORATIONS® COLORS (partial list)




* Other colors available. See Colorations® Brochure (BPCS 4798).

PANEL PERFORATION OPTIONS




(UPA) Unperforated Panel



(R042) Perforated Panel
Perfs: 3/64" Dia. @ 1/8" O.C.
Open area: 11% – No border



(R062) Perforated Panel
Perfs: 1/16" Dia. @ 1/4" O.C.
Open area: 6% – No border



(R125) Perforated Panel
Perfs: 1/8" Dia. @ 3/16" O.C.
Open area: 41%
Nominal 3/4" border




(R250) Perforated Panel**
Perfs: 1/4" Dia. @ 0.32" O.C.
Open area: 58%
Nominal 3/4" border



(R188) Perforated Panel***
Perfs: 3/16" Dia. @ 1" O.C.
Open area: 4%
Nominal 3/4" border



(R375) Perforated Panel***
Perfs: 3/8" Dia. @ 1-1/8" O.C.
Open area: 9%
Nominal 3/4" border



(S250) Perforated Panel
Perfs: 1/4" x 1/4" @ 3/4" O.C.
Open area: 11%
Nominal 3/4" border



(S375) Perforated Panel***
Perfs: 3/8" x 3/8" @ 1-1/8" O.C.
Open area: 11%
Nominal 3/4" border



(S500) Perforated Panel**
Perfs: 1/2" x 1/2" @ 5/8" O.C.
Open area: 64%
Nominal 3/4" border

* Laminated acoustical fleece is not available on Perforated Panel R250 and S500 due to open cell percentage.
*** Acoustical fleece comes standard

3 Select Your Wave

Check the "Kit Options" charts on pages 5 – 7 to see which size and configuration best suits your design intent. Remember, if there's not a configuration on the chart that suits, you can still create a Wave using standard Serpentina® components, shown on page 8.

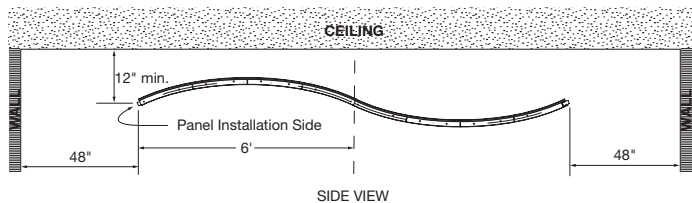
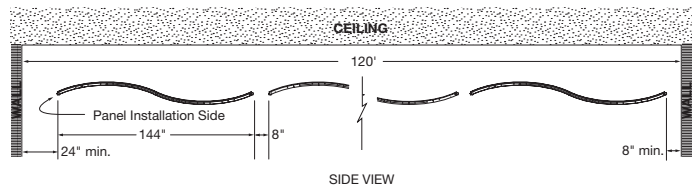
EXAMPLES:

Your Space is 80' x 120'. You want the two rows to come across the 120' length as though mimicking the tide breaking ashore. Your working area, once you deduct 24" from one wall and 8" from the opposite, is 1,408" or 117' 4". In the example below, you'll be working right to left.

OPTION: Choose eighteen 12' x 8' Hill/Valley combos.

Your Space is 20' x 30'. You want to create a Wave in the center of the space like a floating cloud.

OPTION: Select a 12' x 12' Wave kit.

















SERPENTINA[®]
Waves[™]
CEILING SOLUTIONS

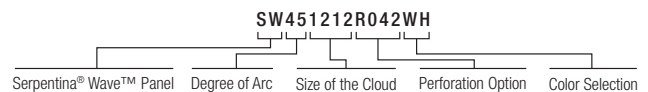
Over 60 pre-engineered kits that are
easy to specify and install.

SERPENTINA® Waves™ Kit Options

3 Select your Wave Size.











Direction of Arc/ Size/Type	Hill (SH)	Valley (SV)	Hill/Valley Combo (SW)	Arc Degree	Description	Item Number	
 4' x 4'	•			30	Hill with 30° arc	SH300404_ _ _ _ ♦ ♦	
	•			45	Hill with 45° arc	SH450404_ _ _ _ ♦ ♦	
		•		30	Valley with 30° arc	SV300404_ _ _ _ ♦ ♦	
		•		45	Valley with 45° arc	SV450404_ _ _ _ ♦ ♦	
 6' x 4'	•			30	Hill with 30° arc	SH300604_ _ _ _ ♦ ♦	
	•			45	Hill with 45° arc	SH450604_ _ _ _ ♦ ♦	
		•		30	Valley with 30° arc	SV300604_ _ _ _ ♦ ♦	
		•		45	Valley with 45° arc	SV450604_ _ _ _ ♦ ♦	
 8' x 4'	•			30	Hill with 30° arc	SH300804_ _ _ _ ♦ ♦	
	•			45	Hill with 45° arc	SH450804_ _ _ _ ♦ ♦	
		•		30	Valley with 30° arc	SV300804_ _ _ _ ♦ ♦	
		•		45	Valley with 45° arc	SV450804_ _ _ _ ♦ ♦	
				•	30	Hill/Valley with 30° arc	SW300804_ _ _ _ ♦ ♦
				•	45	Hill/Valley with 45° arc	SW450804_ _ _ _ ♦ ♦
 10' x 4'	•			30	Hill with 30° arc	SH301004_ _ _ _ ♦ ♦	
	•			45	Hill with 45° arc	SH451004_ _ _ _ ♦ ♦	
		•		30	Valley with 30° arc	SV301004_ _ _ _ ♦ ♦	
		•		45	Valley with 45° arc	SV451004_ _ _ _ ♦ ♦	
 12' x 4'	•			30	Hill with 30° arc	SH301204_ _ _ _ ♦ ♦	
	•			45	Hill with 45° arc	SH451204_ _ _ _ ♦ ♦	
		•		30	Valley with 30° arc	SV301204_ _ _ _ ♦ ♦	
		•		45	Valley with 45° arc	SV451204_ _ _ _ ♦ ♦	
				•	30	Hill/Valley with 30° arc	SW301204_ _ _ _ ♦ ♦
				•	45	Hill/Valley with 45° arc	SW451204_ _ _ _ ♦ ♦
 4' x 6'	•			30	Hill with 30° arc	SH300406_ _ _ _ ♦ ♦	
	•			45	Hill with 45° arc	SH450406_ _ _ _ ♦ ♦	
		•		30	Valley with 30° arc	SV300406_ _ _ _ ♦ ♦	
		•		45	Valley with 45° arc	SV450406_ _ _ _ ♦ ♦	
 6' x 6'	•			30	Hill with 30° arc	SH300606_ _ _ _ ♦ ♦	
	•			45	Hill with 45° arc	SH450606_ _ _ _ ♦ ♦	
		•		30	Valley with 30° arc	SV300606_ _ _ _ ♦ ♦	
		•		45	Valley with 45° arc	SV450606_ _ _ _ ♦ ♦	
 8' x 6'	•			30	Hill with 30° arc	SH300806_ _ _ _ ♦ ♦	
	•			45	Hill with 45° arc	SH450806_ _ _ _ ♦ ♦	
		•		30	Valley with 30° arc	SV300806_ _ _ _ ♦ ♦	
		•		45	Valley with 45° arc	SV450806_ _ _ _ ♦ ♦	
				•	30	Hill/Valley with 30° arc	SW300806_ _ _ _ ♦ ♦
				•	45	Hill/Valley with 45° arc	SW450806_ _ _ _ ♦ ♦
 10' x 6'	•			30	Hill with 30° arc	SH301006_ _ _ _ ♦ ♦	
	•			45	Hill with 45° arc	SH451006_ _ _ _ ♦ ♦	
		•		30	Valley with 30° arc	SV301006_ _ _ _ ♦ ♦	
		•		45	Valley with 45° arc	SV451006_ _ _ _ ♦ ♦	
 12' x 6'	•			30	Hill with 30° arc	SH301206_ _ _ _ ♦ ♦	
	•			45	Hill with 45° arc	SH451206_ _ _ _ ♦ ♦	
		•		30	Valley with 30° arc	SV301206_ _ _ _ ♦ ♦	
		•		45	Valley with 45° arc	SV451206_ _ _ _ ♦ ♦	
				•	30	Hill/Valley with 30° arc	SW301206_ _ _ _ ♦ ♦
				•	45	Hill/Valley with 45° arc	SW451206_ _ _ _ ♦ ♦
 4' x 8'	•			30	Hill with 30° arc	SH300408_ _ _ _ ♦ ♦	
	•			45	Hill with 45° arc	SH450408_ _ _ _ ♦ ♦	
		•		30	Valley with 30° arc	SV300408_ _ _ _ ♦ ♦	
		•		45	Valley with 45° arc	SV450408_ _ _ _ ♦ ♦	
 6' x 8'	•			30	Hill with 30° arc	SH300608_ _ _ _ ♦ ♦	
	•			45	Hill with 45° arc	SH450608_ _ _ _ ♦ ♦	
		•		30	Valley with 30° arc	SV300608_ _ _ _ ♦ ♦	
		•		45	Valley with 45° arc	SV450608_ _ _ _ ♦ ♦	

---♦--- = Perforation Pattern, see page 4 to select your pattern
 ---♦♦--- = Color, see page 4 to select your color

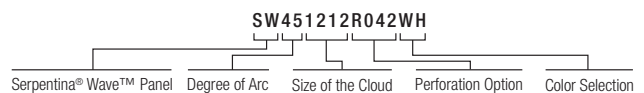


SERPENTINA® Waves™ Kit Options

3 Select your Wave Size.




Direction of Arc/ Size/Type	Hill (SH)	Valley (SV)	Hill/Valley Combo (SW)	Arc Degree	Description	Item Number
 8' x 8'	•			30	Hill with 30° arc	SH300808_ _ _ _ ♦ ♦
	•			45	Hill with 45° arc	SH450808_ _ _ _ ♦ ♦
		•		30	Valley with 30° arc	SV300808_ _ _ _ ♦ ♦
		•		45	Valley with 45° arc	SV450808_ _ _ _ ♦ ♦
				30	Hill/Valley with 30° arc	SW300808_ _ _ _ ♦ ♦
				45	Hill/Valley with 45° arc	SW450808_ _ _ _ ♦ ♦
 10' x 8'	•			30	Hill with 30° arc	SH301008_ _ _ _ ♦ ♦
	•			45	Hill with 45° arc	SH451008_ _ _ _ ♦ ♦
		•		30	Valley with 30° arc	SV301008_ _ _ _ ♦ ♦
		•		45	Valley with 45° arc	SV451008_ _ _ _ ♦ ♦
				30	Hill/Valley with 30° arc	SW301008_ _ _ _ ♦ ♦
				45	Hill/Valley with 45° arc	SW451008_ _ _ _ ♦ ♦
 12' x 8'	•			30	Hill with 30° arc	SH301208_ _ _ _ ♦ ♦
	•			45	Hill with 45° arc	SH451208_ _ _ _ ♦ ♦
		•		30	Valley with 30° arc	SV301208_ _ _ _ ♦ ♦
		•		45	Valley with 45° arc	SV451208_ _ _ _ ♦ ♦
				30	Hill/Valley with 30° arc	SW301208_ _ _ _ ♦ ♦
				45	Hill/Valley with 45° arc	SW451208_ _ _ _ ♦ ♦
 4' x 10'	•			30	Hill with 30° arc	SH300410_ _ _ _ ♦ ♦
	•			45	Hill with 45° arc	SH450410_ _ _ _ ♦ ♦
		•		30	Valley with 30° arc	SV300410_ _ _ _ ♦ ♦
		•		45	Valley with 45° arc	SV450410_ _ _ _ ♦ ♦
				30	Hill/Valley with 30° arc	SW300410_ _ _ _ ♦ ♦
				45	Hill/Valley with 45° arc	SW450410_ _ _ _ ♦ ♦
 6' x 10'	•			30	Hill with 30° arc	SH300610_ _ _ _ ♦ ♦
	•			45	Hill with 45° arc	SH450610_ _ _ _ ♦ ♦
		•		30	Valley with 30° arc	SV300610_ _ _ _ ♦ ♦
		•		45	Valley with 45° arc	SV450610_ _ _ _ ♦ ♦
				30	Hill/Valley with 30° arc	SW300610_ _ _ _ ♦ ♦
				45	Hill/Valley with 45° arc	SW450610_ _ _ _ ♦ ♦
 8' x 10'	•			30	Hill with 30° arc	SH300810_ _ _ _ ♦ ♦
	•			45	Hill with 45° arc	SH450810_ _ _ _ ♦ ♦
		•		30	Valley with 30° arc	SV300810_ _ _ _ ♦ ♦
		•		45	Valley with 45° arc	SV450810_ _ _ _ ♦ ♦
				30	Hill/Valley with 30° arc	SW300810_ _ _ _ ♦ ♦
				45	Hill/Valley with 45° arc	SW450810_ _ _ _ ♦ ♦
 10' x 10'	•			30	Hill with 30° arc	SH301010_ _ _ _ ♦ ♦
	•			45	Hill with 45° arc	SH451010_ _ _ _ ♦ ♦
		•		30	Valley with 30° arc	SV301010_ _ _ _ ♦ ♦
		•		45	Valley with 45° arc	SV451010_ _ _ _ ♦ ♦
				30	Hill/Valley with 30° arc	SW301010_ _ _ _ ♦ ♦
				45	Hill/Valley with 45° arc	SW451010_ _ _ _ ♦ ♦
 12' x 10'	•			30	Hill with 30° arc	SH301210_ _ _ _ ♦ ♦
	•			45	Hill with 45° arc	SH451210_ _ _ _ ♦ ♦
		•		30	Valley with 30° arc	SV301210_ _ _ _ ♦ ♦
		•		45	Valley with 45° arc	SV451210_ _ _ _ ♦ ♦
				30	Hill/Valley with 30° arc	SW301210_ _ _ _ ♦ ♦
				45	Hill/Valley with 45° arc	SW451210_ _ _ _ ♦ ♦
 4' x 12'	•			30	Hill with 30° arc	SH300412_ _ _ _ ♦ ♦
	•			45	Hill with 45° arc	SH450412_ _ _ _ ♦ ♦
		•		30	Valley with 30° arc	SV300412_ _ _ _ ♦ ♦
		•		45	Valley with 45° arc	SV450412_ _ _ _ ♦ ♦
				30	Hill/Valley with 30° arc	SW300412_ _ _ _ ♦ ♦
				45	Hill/Valley with 45° arc	SW450412_ _ _ _ ♦ ♦
 6' x 12'	•			30	Hill with 30° arc	SH300612_ _ _ _ ♦ ♦
	•			45	Hill with 45° arc	SH450612_ _ _ _ ♦ ♦
		•		30	Valley with 30° arc	SV300612_ _ _ _ ♦ ♦
		•		45	Valley with 45° arc	SV450612_ _ _ _ ♦ ♦
				30	Hill/Valley with 30° arc	SW300612_ _ _ _ ♦ ♦
				45	Hill/Valley with 45° arc	SW450612_ _ _ _ ♦ ♦

_ _ _ _ ♦ = Perforation Pattern, see page 4 to select your pattern
 _ _ ♦♦ = Color, see page 4 to select your color

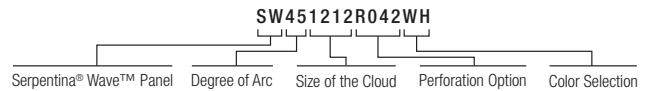


SERPENTINA® Waves™ Kit Options

3 Select your Wave Size.

Direction of Arc/ Size/Type	Hill (SH)	Valley (SV)	Hill/Valley Combo (SW)	Arc Degree	Description	Item Number	
 8' x 12'	•			30	Hill with 30° arc	SH300812_ _ _ _ ♦ ♦	
	•			45	Hill with 45° arc	SH450812_ _ _ _ ♦ ♦	
		•		30	Valley with 30° arc	SV300812_ _ _ _ ♦ ♦	
		•		45	Valley with 45° arc	SV450812_ _ _ _ ♦ ♦	
				•	30	Hill/Valley with 30° arc	SW300812_ _ _ _ ♦ ♦
				•	45	Hill/Valley with 45° arc	SW450812_ _ _ _ ♦ ♦
 10' x 12'	•			30	Hill with 30° arc	SH301012_ _ _ _ ♦ ♦	
	•			45	Hill with 45° arc	SH451012_ _ _ _ ♦ ♦	
		•		30	Valley with 30° arc	SV301012_ _ _ _ ♦ ♦	
		•		45	Valley with 45° arc	SV451012_ _ _ _ ♦ ♦	
 12' x 12'	•			30	Hill with 30° arc	SH301212_ _ _ _ ♦ ♦	
	•			45	Hill with 45° arc	SH451212_ _ _ _ ♦ ♦	
		•		30	Valley with 30° arc	SV301212_ _ _ _ ♦ ♦	
		•		45	Valley with 45° arc	SV451212_ _ _ _ ♦ ♦	
				•	30	Hill/Valley with 30° arc	SW301212_ _ _ _ ♦ ♦
				•	45	Hill/Valley with 45° arc	SW451212_ _ _ _ ♦ ♦

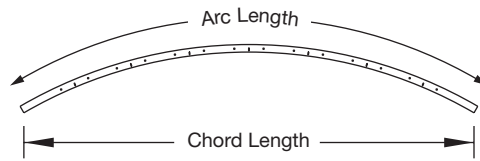
---♦ = Perforation Pattern, see page 4 to select your pattern
 --♦♦ = Color, see page 4 to select your color



▼ Serpentina® Waves™ Acoustical Clouds 2' x 8', 2' x 10' and 2' x 12' panels with R062 perforation in Silver Satin; Lewis & Clark Community College, Godfrey, IL

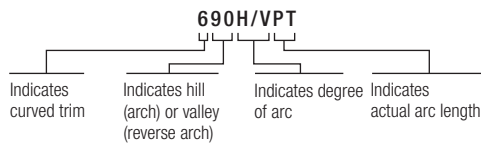


Non-Kit Options



Serpentina® Main Beams and Curved Perimeter Trim				(all dimensions are nominal)			
	Part #	Arc	Chord Length		Part #	Arc	Chord Length
	10075 H/V	7.5°	9' 11-15/16"		6075 H/V	7.5°	5' 11-15/16"
	1015 H/V	15°	9' 11-13/16"		615 H/V	15°	5' 11-13/16"
	10225 H/V	22.5°	9' 11-1/4"		6225 H/V	22.5°	5' 11-9/16"
	1030 H/V	30°	9' 10-5/8"		630 H/V	30°	5' 10-5/8"
	10375 H/V	37.5°	9' 9-7/8"		6375 H/V	37.5°	5' 10-3/4"
	1045 H/V	45°	9' 7-11/16"		645 H/V	45°	5' 10-1/8"
	10525 H/V	52.5°	9' 7-7/8"		6525 H/V	52.5°	5' 9-1/2"
	1060 H/V	60°	9' 6-9/16"		660 H/V	60°	5' 8-13/16"
	1075 H/V	75°	9' 3-5/8"		675 H/V	75°	5' 7"
	1090 H/V	90°	9' 0"		690 H/V	90°	5' 4-1/2"
	8075 H/V	7.5°	7' 11-15/16"		4075 H/V	7.5°	3' 11-15/16"
	815 H/V	15°	7' 11-3/4"		415 H/V	15°	3' 11-7/8"
	8225 H/V	22.5°	7' 11-3/8"		4225 H/V	22.5°	3' 11-11/16"
	830 H/V	30°	7' 10-7/8"		430 H/V	30°	3' 11-3/8"
	8375 H/V	37.5°	7' 10-5/16"		4375 H/V	37.5°	3' 11-1/8"
	845 H/V	45°	7' 9-3/8"		445 H/V	45°	3' 10-3/4"
	8525 H/V	52.5°	7' 8-11/16"		4525 H/V	52.5°	3' 10-5/16"
	860 H/V	60°	7' 7-15/16"		460 H/V	60°	3' 9-7/8"
	875 H/V	75°	7' 7-11/16"		475 H/V	75°	3' 8-1/2"
	890 H/V	90°	7' 2-7/16"		490 H/V	90°	3' 7-1/4"

CAD drawings available on armstrong.com/serpentina



Serpentina main beams are identified by arc length. For example, a 690 hill main beam has a 5' 4-1/2" chord length and will occupy 5' 4-1/2" of ceiling area.



▼ Serpentina® Waves™; Destiny USA Mall, Syracuse, NY





▲ MetalWorks™ Wings Silver Grey; Serpentina® Waves™ Silver Grey with S500 Perforation; Westerly High School, Westerly, RI

OTHER SERPENTINA® PRODUCT FAMILIES

This amazing 3-dimensional curved cloud offers maximum design flexibility. The pre-engineered system allows you to create hills and valleys. Metal infill panels come in 2' x 2', 2' x 4', and 2' x 6', perforated and unperforated.

Serpentina Semi-Concealed

Make a more dramatic statement with the Serpentina Semi-Concealed system. These 2' x 4' and 2' x 6' curved clouds offer sculptural design flexibility all with the clean, sophisticated look of semi-concealed infill panels.

Serpentina Vault

Durable 2' x 6', 2' x 8', 2' x 10', and 2' x 12' factory-finished aluminum panels come in several finishes, unperforated and perforated, with acoustical fleece backing available for enhanced acoustics. Create arcs of 15, 30, and 45 degrees.

For additional information, visit the web at armstrong.com/serpentina or see our Serpentina family brochure BPCS-3960.

▼ Serpentina® Waves™ 8' x 12' unperforated Hill/Valley 45° arc in Silver Grey; Votorantim Bank, São Paulo, Brazil



TAKE THE NEXT STEP

877 276 7876

Customer Service Representatives
7:45 a.m. to 5:00 p.m. EST
Monday through Friday

TechLine – Technical information, detail drawings, CAD design assistance, installation information, other technical services – 8:00 a.m. to 5:30 p.m. EST, Monday through Friday. FAX 1 800 572 8324 or email: techline@armstrongceilings.com

armstrongceilings.com/commercial

Latest product news

Standard and custom product information

Online catalog

CAD, Revit®, SketchUp® files

A Ceiling for Every Space® Visual Selection Tool

Product literature and samples – express service or regular delivery

Contacts – reps, where to buy, who will install

ProjectWorks®

armstrongceilings.com/projectworks

The power of ProjectWorks® Design and Pre-Construction Service

Mix and match different sizes, shapes, colors, and materials to reinvent your standard, specialty, or custom ceiling.

Visit our pattern gallery online to see ideas for your next project at armstrongceilings.com/patterngallery

Contact your local representative to get a design started! Not sure who your local rep is?

Visit armstrongceilings.com/findarep

Revit® is a registered trademark of Autodesk, Inc.; SketchUp® is a registered trademark of Trimble Navigation Limited; LEED® is a registered trademark of the U.S. Green Building Council. All other trademarks used herein are the property of AWI Licensing LLC and/or its affiliates © 2023 AWI Licensing LLC Printed in the United States of America

armstrongceilings.com/serpentina

 **Armstrong**®
CEILING SOLUTIONS