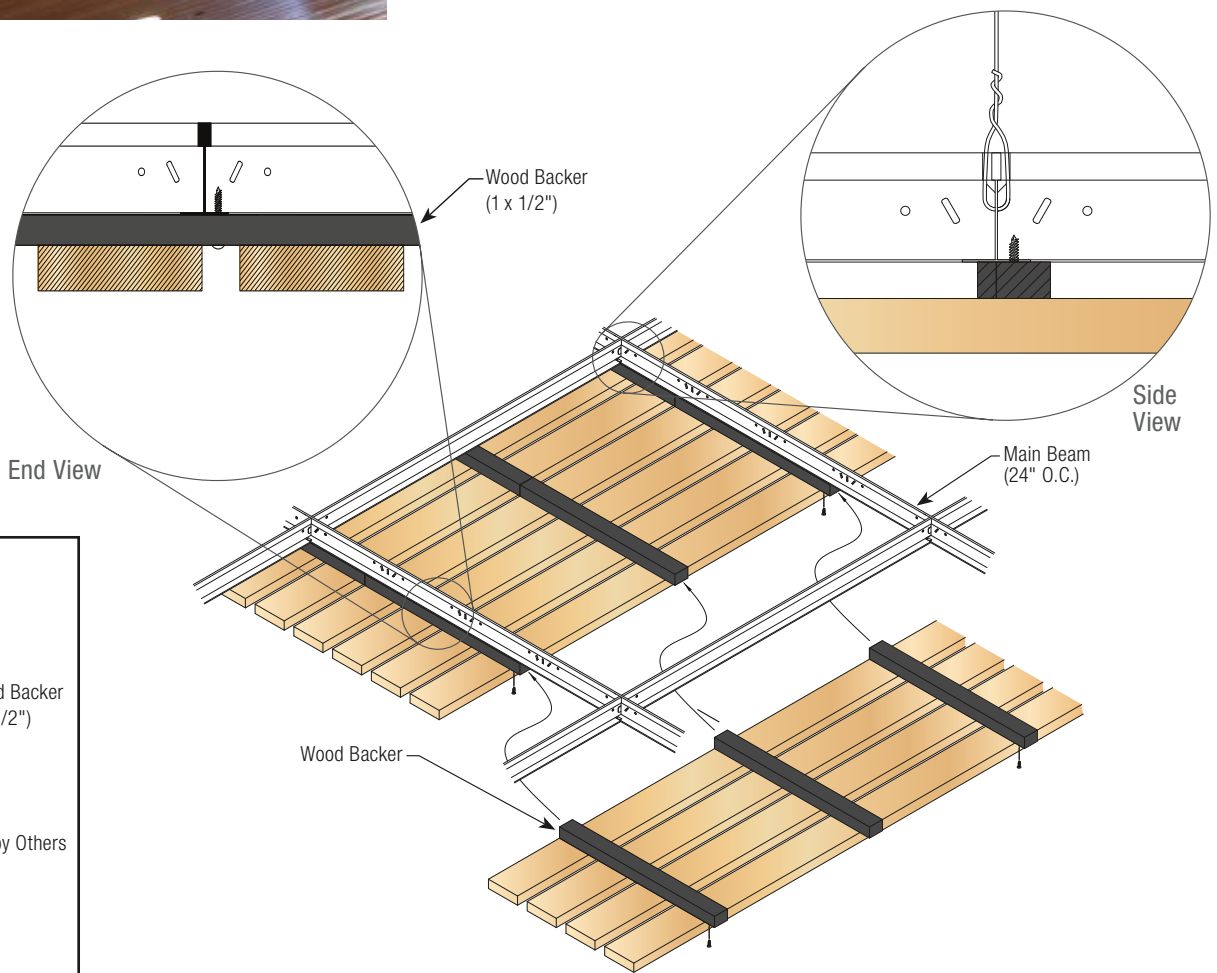


WOODWORKS™ ACGI Linear System

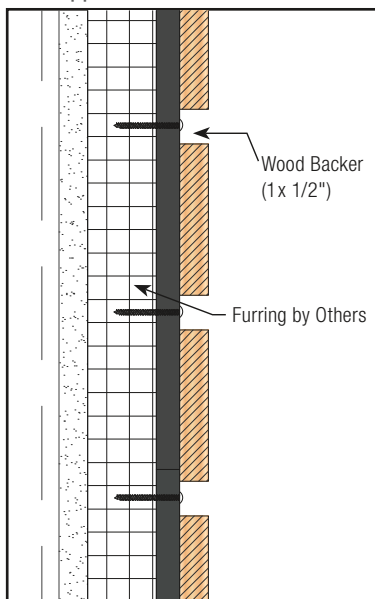
Open Series 3



Linear Open Series 3 (LO3) is panelized to offer a faster and more economical installation. LO3 solid or veneer panels would be supplied in 8' or 10' lengths. Panels are factory assembled using flat black wood backers. Standard panels are 1' or 2' wide and planks are 3/4" thick. Standard reveal is 3/4" (other reveal widths available upon request). The reveal allows the acoustical treatment to absorb sound waves. Optional black fiber-felt strip can be factory installed. Ceiling applications are suspended from Armstrong® Prelude® XL® grid. Wall applications attach using sheathing or furring strips. The system is fully accessible. Access panels or doors are optional in areas where frequent access above the ceiling is required.



Wall Application



Linear Open Series 3 – Specification Information					
Product No.	Suspension	Reveal	Solid Wood Width	Veneer Width	Typical Thickness
L03-###-C	Wood Backer	1/2" or 3/4"	Up to 5-1/4"	Up to 6"	3/4"

How To Spec It...

Series — Thickness ●

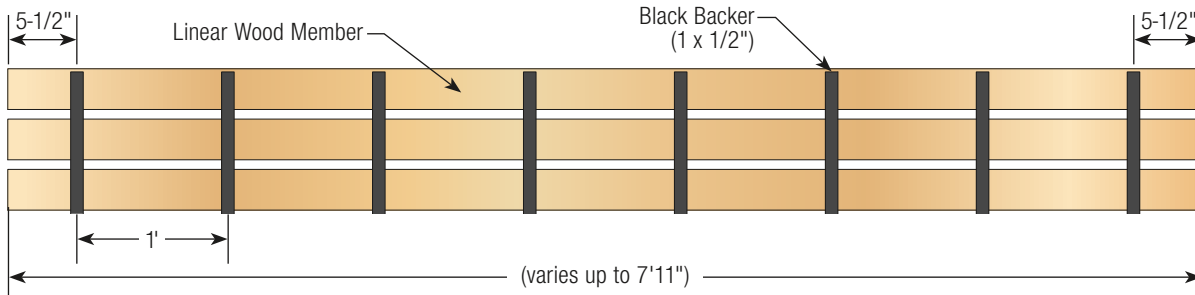
L03-375-C

Width —

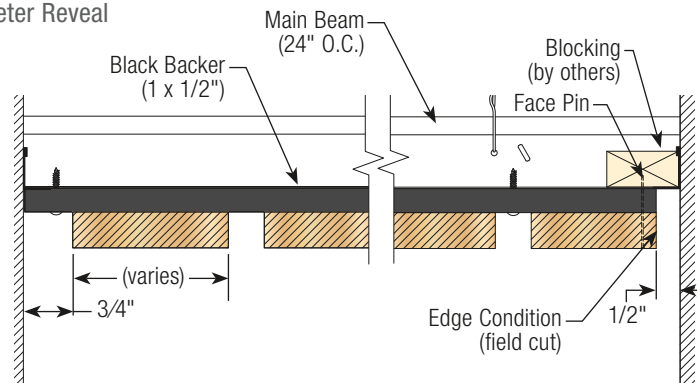
What It Means...Linear Open Series 3, 3-3/4" wide plank and 3/4" thick.

Thickness Reference	
A	1/2"
B	5/8"
● C	3/4"
D	7/8"
E	1"
F	1-1/8"
G	1-1/4"
H	1-3/8"
I	1-1/2"
J	1-5/8"
K	1-3/4"
L	1-7/8"
M	2"
N	2-1/8"
O	2-1/4"
P	2-3/8"

Back View



Perimeter Reveal



ACOUSTICS

NRC up to 0.80

LEED® CREDIT

Depending upon product it may contribute to LEED credits. Contact us for more information.

SPECIES + STAINS

Please see Wood Species + Stain Catalog. Contact us for more information.

FIRE RATING

Solid Wood – Class C: ASTM E84 surface burning characteristics. Class B available with fire rated treatment.

Veneer Wood (Non-Perforated) – Class A: ASTM E84 surface burning characteristics.

DELIVERY, STORAGE & HANDLING (FOR INTERIOR APPLICATION ONLY)

Material must be stored and installed only in secured ambient environment (humidity range 25%–55%, temperature not to exceed 86°F). All windows, doors, and wet-work must be complete before installation. Handle carefully to avoid damaging.

WARRANTY

Details at armstrongceilings.com/warranty