
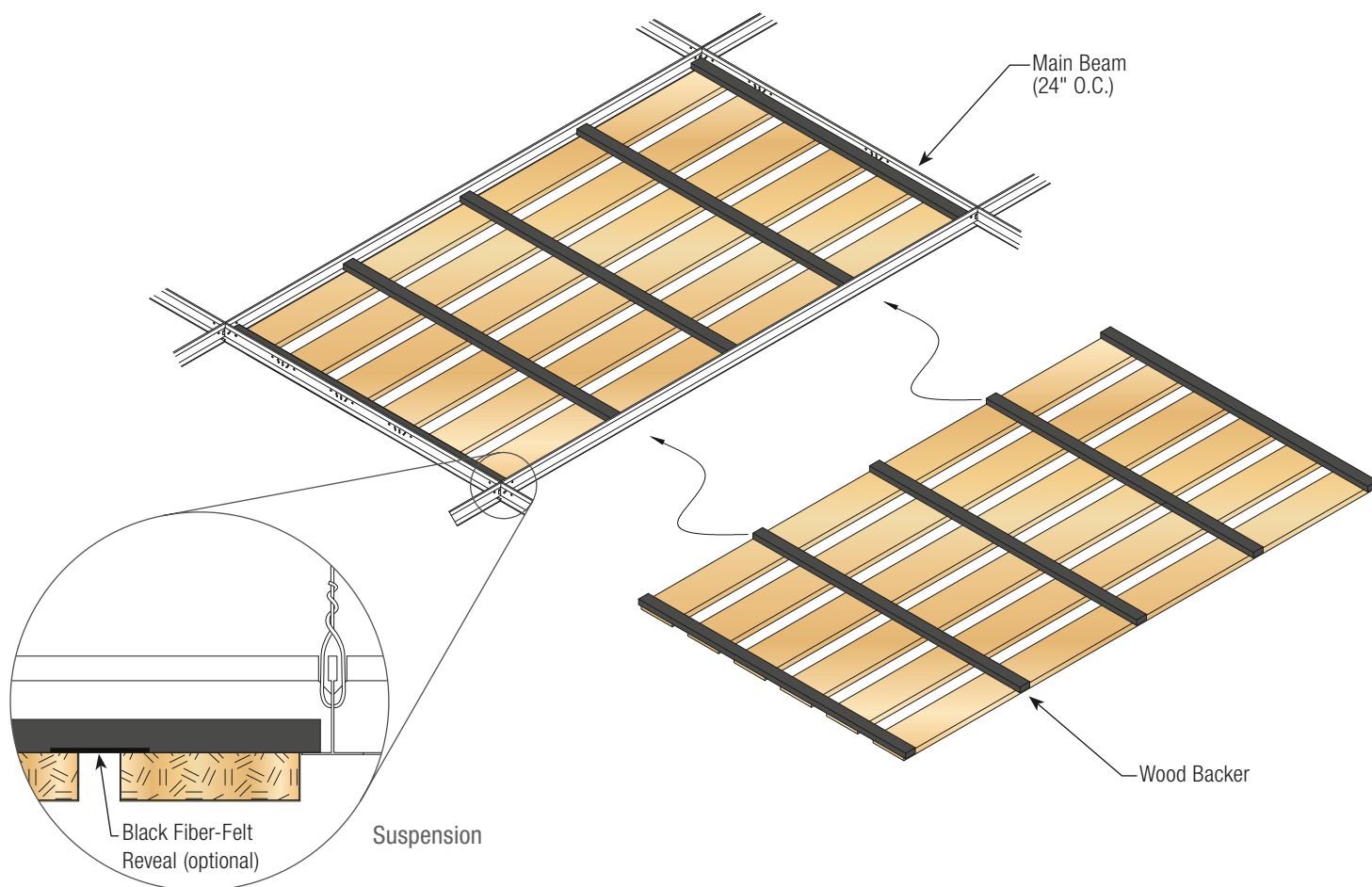


# WOODWORKS™ ACGI Linear System

Open Series 5



Linear Open Series 5 (L05) are available in solid wood and veneer wood options. The L05 panels are only available in 2' x 2' or 2' x 4' panel sizes as they need to fit within standard grid spacing. Supported on all four sides, L05 quickly installs into standard 2' x 2' or 2' x 4' Armstrong® Prelude® XL® grid without the use of additional hardware. Typical reveal is 3/4"; however, reveal options are only limited by the designer's preferences. To block additional light, an optional factory-attached black fiber-felt strip is also available. The system is fully accessible as each panel is easily removable.



Linear Open Series 5 – Specification Information					
Product No.	Suspension	Reveal	Solid Wood Width	Veneer Width	Typical Thickness
L05-####-C	15/16" HD T-Grid	3/4"	Up to 5-1/4"	Up to 6-1/4"	3/4"

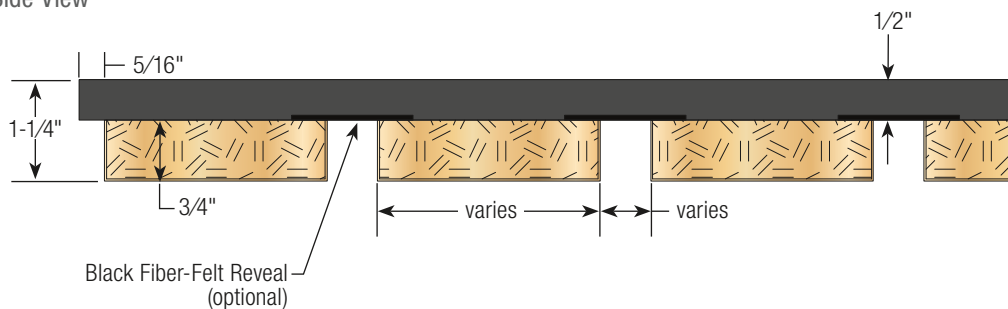
**How To Spec It...**

Series — Thickness ●  
**L05-375-C**  
 Width —

**What It Means...** Linear Open Series 5, 3-3/4" wide plank and 3/4" thick.

Thickness Reference	
A	1/2"
B	5/8"
● C	3/4"
D	7/8"
E	1"
F	1-1/8"
G	1-1/4"
H	1-3/8"
I	1-1/2"
J	1-5/8"
K	1-3/4"
L	1-7/8"
M	2"
N	2-1/8"
O	2-1/4"
P	2-3/8"

Side View



**ACOUSTICS**

NRC up to 0.80

**LEED® CREDIT**

Depending upon product it may contribute to LEED credits. Contact us for more information.

**SPECIES + STAINS**

Linear Open 5 is available in solid and wood veneers to meet design requirements. Linear Open 5 can be finished in any of our standard finish options or custom finishes. Please see Wood Species + Stain Catalog. Contact us for more information.

**FIRE RATING**

Solid Wood – Class C: ASTM E84 surface burning characteristics. Class B available with fire rated treatment. Veneer Wood (Non-Perforated) – Class A: ASTM E84 surface burning characteristics.

**DELIVERY, STORAGE & HANDLING (FOR INTERIOR APPLICATION ONLY)**

Material must be stored and installed only in secured ambient environment (humidity range 25%–55%, temperature not to exceed 86°F). All windows, doors, and wet-work must be complete before installation. Handle carefully to avoid damaging.

**WARRANTY**

Details at [armstrongceilings.com/warranty](http://armstrongceilings.com/warranty)