

PRELUDE® ML

15/16" Exposed Tee Suspension System



A 15/16" suspension system with hook-end details.

KEY SELECTION ATTRIBUTES

- PeakForm® profile increases strength and stability for improved performance during installation
- PreLUDE® ML is part of the Sustain™ portfolio and meets the most stringent industry sustainability compliance standards today – White only
- CleanAssure™ family of products – includes disinfectable panels, suspension systems, and trim (Cleaning and CDC approved disinfecting options available on armstrongceilings.com/cleaning)
- SuperLock™ main beam clip is engineered for a strong, secure connection and fast, accurate alignment confirmed with an audible click; easy to remove/relocate
- Hot-dipped galvanized coating inhibits red rust better than electrogalvanized or painted systems
- Rotary-stitched during manufacture for additional torsional strength and extra stability during installation
- Hook staked-on end detail provides secure locked connection; easy to remove, reuse, and relocate
- 10-Year Limited Warranty; 30-Year Limited Warranty with HumiGuard® Plus products
- Made-to-Order main beams and cross tees can be ordered with special sizing and rout spacing for your project needs in one carton minimums with two-week lead times

PreLUDE® ML suspension system

COLORS

Standard



White (WH)



Black (BL)



Custom Colors Available*

* Colors that are pre-qualified to meet Sustain™ portfolio requirements are available upon request. Other made-to-order colors must be evaluated if sustainability criteria is required. Lead time will increase.

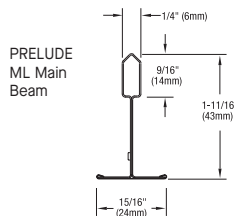
DETAILS



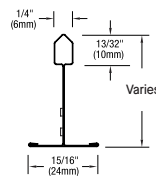
PRELUDE ML Main Beam



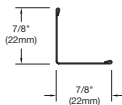
PRELUDE ML Cross Tee



PRELUDE ML Cross Tee



7/8" Hemmed Angle Molding



PRELUDE® ML

15/16" Exposed Tee Suspension System



Declare

LEED® WELL | LBC

UP TO 30% RECYCLED CONTENT

energy management, construction waste mgmt, regional materials, design for flexibility, EPD, recyclable/producer resp., biobased materials, recycled content, sourcing of raw materials, material ingredient reporting, low emitting materials, lighting quality, acoustics

Calculate sustainability with Green Genie® armstrongceilings.com/greengenie

LOCATION DEPENDENT

VISUAL SELECTION

PERFORMANCE

PACKAGING

Item No. ♦	Description	Rout Spacing	Dimensions (Inches)	HANGER SPACING** LBS./LFT		Fire Guard™	Seismic Category	Pieces/ Carton	LFT/ Carton	
				4 Ft.	5 Ft.					
PRELUDE® ML 15/16"	7301 _ _	12' HD Main Beam	6" O.C.	144 x 15/16 x 1-11/16"	16.73	8.73	N/A	*	20	240
	7300	12' ID Main Beam	6" O.C.	144 x 15/16 x 1-11/16"	13.50	6.35	N/A	N/A	20	240
	7302	10' ID Main Beam	6" O.C.	120 x 15/16 x 1-11/16"	13.50	6.35	N/A	N/A	20	200
	ML7357	5' Cross Tee	10", 30", 50", 56", 76", 96", 116", 122"	60 x 15/16 x 1-11/16"	N/A	7.61	N/A	N/A	60	300
	ML7343 _ _	4' Cross Tee	10", 30", 50", 70", 90", 110", 116"	48 x 15/16 x 1-1/2"	7.80	N/A	N/A	N/A	60	240
	ML7323 _ _	2' Cross Tee	6" O.C.	24 x 15/16 x 1-1/2"	38.63	N/A	N/A	N/A	60	120
Size Capabilities	15/16" Prelude® ML									
NOTE: Up to 6 weeks for color and size combinations.	Main Beams Length		Cross Tees Length	N/A	N/A	N/A	N/A	N/A	Varies	Varies
	36" - 144"		3" - 144"							
	Rout spacing		3" from ends, 4" thereafter							
Suggested Moldings	7800 _ _	12' Hemmed Angle Molding (7/8")		144 x 7/8 x 7/8"	N/A	N/A	N/A	N/A	30	360
(Additional molding options available. Visit armstrongceilings.com/moldings)	7808 _ _**	10' Hemmed Angle Molding (9/16")		120 x 2 x 2"	N/A	N/A	N/A	N/A	10	100
	780812 _ _**	12' Hemmed Channel Molding (9/16")		120 x 2 x 2"	N/A	N/A	N/A	N/A	10	100

1 Ctn Min FASTSIZE 2 WEEKS order to ship

** Simple Span
♦ When specifying or ordering, add 2-letter color suffix to item number (ex. 7301 B L)

Dots represent high level of performance. ASTM Class HD - Heavy-duty ID - Intermediate-duty LD - Light-duty

MAXIMUM FIXTURE WEIGHT

Drawing Key: Main beam (↑) Cross tee (---) Hanger wire (+)

	Configuration		Item No.	Fixture		Planning Module		Hanger Spacing		Maximum Weight	
	A	B		A	B	A	B	A	B	A	B
Main Beam to Main Beam			7300/7302 7301	24" x 48"	24" x 48"	48" x 48"	48" x 48"	48"	48"	72.0 lbs.	72.0 lbs.
				24" x 48"	24" x 48"	48" x 48"	48" x 48"	48"	48"	76.0 lbs.	76.0 lbs.
Cross Tee to Cross Tee			ML7343	24" x 48"	24" x 24"	48" x 48"	48" x 48"	48"	48"	51.0 lbs.	36.0 lbs.
				24" x 48"	12" x 48"	48" x 48"	48" x 48"	48"	48"	51.0 lbs.	47.0 lbs.

Main beams tested as follows: 7300 tested at 13.0 lbs./LF to 1/360 of 4' span; 7301 tested at 16.5 lbs./LF to 1/360 of 4' span;

Fixtures weighing more than 56 lbs. should be independently supported. Fixture weight is based on single fixture only. For end-to-end fixtures or other configurations not shown, consult your Armstrong Ceilings representative.
NOTE: The above data is based on 48" hanger wire spacing, board weight of 1 lb./SF, maximum deflection of tees not to exceed 1/360 of the span, and suspension system installed in accordance with ASTM C636.

SEISMIC PERFORMANCE

Main Beams
7300, 7302, 7301
Minimum Lbs. To Pull Out Compression/Tension
334.0
330.0

Cross Tees
All ML cross tees exceed 130 lbs. in both compression and tension.

ICC Reports
For areas under ICC jurisdiction, see ICC evaluation report number ESR-1308 for allowable values and/or conditions of use concerning the suspension system components listed on this page. The report is subject to re-examination, revisions, and possible cancellation.

PHYSICAL DATA

Material
Hot-dipped galvanized steel
Surface Finish
Baked polyester paint, anodized, or powder coated
Manufactured and tested in accordance with ASTM C635
Face Dimension
15/16"
Profile
Exposed tee
Cross Tee/Main Beam Interface
Flush fit

Design Considerations
Physical product samples for standard and custom colors are available upon request. Please refer to the physical product sample prior to making a final selection. While we strive to ensure exact color matches, various factors such as differences in materials, texture, substrate porosity, painting processes, lighting, and observer subjectivity can all affect how paint colors appear on ceiling and wall panels, suspension systems, and trim products. Due to these and other differences, ceiling and wall panels, trim products, and suspension systems with the same color name will coordinate but may not be an exact color match. Product is dye-lotted. Order sufficient initial quantities and attic stock to minimize possible color variation.

End Detail
Main Beam: Staked-on clip
Cross Tee: Staked-on hook clip
Duty Classification
Intermediate or Heavy-duty
Cleaning & Disinfecting
Cleaning and CDC-approved disinfecting options available on armstrongceilings.com/cleaning

TechLine / 1 877 276-7876
armstrongceilings.com/suspensionsystems
BPCS-3346-823

LEED® is a registered trademark of the U.S. Green Building Council; Declare® and Living Building Challenge® (LBC) are registered trademarks of the International Living Future Institute®; WELL™ and WELL Building Standard™ are trademarks of the International WELL Building Institute; all other trademarks used herein are the property of AWI Licensing LLC and/or its affiliates © 2023 AWI Licensing LLC

Armstrong®
World Industries



SUSPENSION SYSTEMS - Standard