



CAD/Revit® drawings at:  
[armstrongceilings.com/cadrevit](http://armstrongceilings.com/cadrevit)

SimpleSoffit drywall soffit framing system, part of the FrameAll™ Drywall Grid family of products

To get help with our SimpleSoffit drywall framing system, visit [armstrongceilings.com/expertise](http://armstrongceilings.com/expertise)

SimpleSoffit® drywall grid is a prefabricated soffit framing system that clicks into shape and installs rapidly to save time, money, and labor on the jobsite.



#### KEY SELECTION ATTRIBUTES

- Installs faster, and uses less material than traditional stud and track
- Aligns with construction industry dynamics:
  - Enhanced safety
  - Reduced need for skilled labor
  - Transition from stick-build to pre-fab/off-site construction
- Fast, easier to detail and specify
- Fold and click out of the box
- Clicks together in sections with no screws
- Broader dimensional capabilities now allow notches as close as 3-5/8" new
- Available for both standard and customized installations
- Easy integration with drywall grid tees, main beams, KAM, LAM, SimpleCurve™ and more
- Reinforced cartons with project-specific labels for easy identification
- No jig time or fabrication required
- Precisely notched main beams arrive at job sites ready to click into shape and install
- ScrewStop™ reverse hem prevents screw spin off and provides safer handling
- Hang 2, 4, or 6' on center
- Perfect for drywall or AcoustiBuilt installation
- Rotary-stitched during manufacture by a patented method

- Minimum G40 hot-dipped, galvanized coating (per ASTM C645); provides superior corrosion resistance
- FrameAll™ Drywall Grid is part of the Sustain™ portfolio and meets the most stringent industry sustainability compliance standards today
- For added sound absorption, use AcoustiBuilt for soffit applications
  - AcoustiBuilt is an acoustical ceiling, soffit, and wall system that looks like drywall but offers the performance of Total Acoustics®
- 10-year limited warranty
- Sourced and manufactured in the USA

#### TYPICAL APPLICATIONS

- Curved Soffits
- J Soffits
- L Soffits
- Z Soffits
- Box Soffits
- Multi Step Soffits
- Light Coves
- Perimeter Pockets

#### MATERIALS

Meets ASTM A653 for zinc-coated hot dipped galvanized steel. Surfaces are chemically cleansed, zinc-coated, and prefinished. Materials also conform to the performance standard ASTM C645 (Standard Specification for Rigid Furring Channels for Screw Applications of Gypsum Board) and ASTM C635 for Specification for manufacturing and performance of Metal Suspension systems.



# SIMPLESOFFIT®

## Drywall Soffit Framing System



LEED WELL LBC

UP TO 61% RECYCLED CONTENT

Calculate sustainability with Green Genie™ [armstrongceilings.com/greengenie](http://armstrongceilings.com/greengenie)

energy management, construction waste mgmt, regional materials, design for flexibility, EPD, recyclable/producer resp., biobased materials, recycled content, sourcing of raw materials, material ingredient reporting, low emitting materials, lighting quality, acoustics

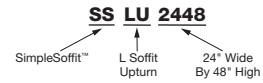
### VISUAL SELECTION

### PACKAGING

	Item No.	Description	Dimensions (Inches)	Length	Rout Spacing	LOAD TOTAL DATA* (LBS./LIN. FT.)				Pcs./Ctn	Lin. Ft./Ctn
						36"		48"			
					L/240	L/360	L/240	L/360			
SimpleSoffit® Standard Options	SSLU2424	L Soffit Upturn 24" x 24"	1-1/2" x 1-1/4"	48"	Routs 8" O.C. beginning at bend	47.5	32.0	20.5	13.7	12	48
	SSLU4824	L Soffit Upturn 48" x 24"	1-1/2" x 1-1/4"	72"	Routs 8" O.C. beginning at bend	47.5	32.0	20.5	13.7	12	72
	SSLU3636	L Soffit Upturn 36" x 36"	1-1/2" x 1-1/4"	72"	Routs 8" O.C. beginning at bend	47.5	32.0	20.5	13.7	12	72
	SSLD2424	L Soffit Downturn 24" x 24"	1-1/2" x 1-1/4"	48"	Routs 8" O.C. beginning at bend	47.5	32.0	20.5	13.7	12	48
	SSLU1836	L Soffit Upturn 18" x 36"	1-1/2" x 1-1/4"	54"	Routs 8" O.C. beginning at bend	47.5	32.0	20.5	13.7	12	54
	SSLU1872	L Soffit Upturn 18" x 72"	1-1/2" x 1-1/4"	90"	Routs 8" O.C. beginning at bend	47.5	32.0	20.5	13.7	12	90
	SSU182418	U Soffit Upturn 18" x 24" x 18"	1-1/2" x 1-1/4"	58-1/2"	Routs 8" O.C. beginning at bend	47.5	32.0	20.5	13.7	12	58-1/2
	SSU123612	U Soffit 12" x 36" x 12"	1-1/2" x 1-1/4"	58-1/2"	Routs 8" from center on width	47.5	32.0	20.5	13.7	12	58-1/2
SimpleSoffit Custom Options	SSLU_ _ _ _	L Soffit Upturn	1-1/2" x 1-1/4"	24" - 144"	Up to 6 routs and 1 notch	47.5	32.0	20.5	13.7	12	48
	SSLD_ _ _ _	L Soffit Downturn	1-1/2" x 1-1/4"	12" - 144"	Up to 6 routs and 1 notch	47.5	32.0	20.5	13.7	12	48
	SSB_ _ _ _	Box Soffit	1-1/2" x 1-1/4"	12" - 144"	Up to 6 routs and 3 notches	47.5	32.0	20.5	13.7	12	48
	SSMS_ _ _ _	Multi-Step Soffit	1-1/2" x 1-1/4"	12" - 144"	Up to 6 routs and 6 notches	47.5	32.0	20.5	13.7	12	48

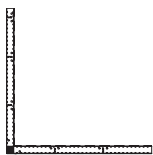
NOTE: All load test data based on flat installation per ASTM C635.

EXAMPLE:



Choose your soffit type – L Upturn, L Downturn, Box, Multi Step. Custom options available, contact your local Armstrong sales rep for questions or a quote for custom applications.

### STANDARD OPTIONS



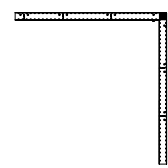
SSLU2424  
L Soffit Upturn 24" x 24"



SSLU4824  
L Soffit Upturn 48" x 24"



SSLU3636  
L Soffit Upturn 36" x 36"



SSLD2424  
L Soffit Downturn 24" x 24"



SSLU1836  
L Soffit Upturn 18" x 36"



SSLU1872  
L Soffit Upturn 18" x 72"

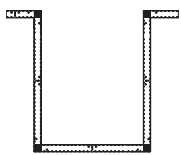


SSU123612  
U Soffit Upturn 12" x 36" x 12"

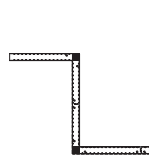


SSU182418  
U Soffit Upturn 18" x 24" x 18"

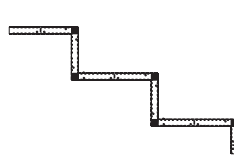
### SELECT CUSTOM OPTIONS



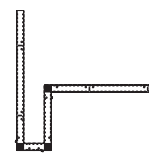
U-Shaped with Return



Z-Shaped



Multi-Step



Custom Shaped

# SIMPLESOFFIT®

## Drywall Soffit Framing System



Declare.

UP TO 61% RECYCLED CONTENT

LEED WELL LBC

energy management, construction waste mgmt, regional materials, design for flexibility, EPD, recyclable/extended producer resp., biobased materials, recycled content, sourcing of raw materials, material ingredient reporting, low emitting materials, lighting quality, acoustics

Calculate sustainability with Green Genie™ [armstrongceilings.com/greengenie](http://armstrongceilings.com/greengenie)

LOCATION DEPENDENT

### VISUAL SELECTION

	Item No.	Length	Height
 Drywall Cross Tees – Imperial	<b>XL8965</b> <b>XL8965HRC</b> <b>XL8965G90</b>	72"	1-1/2"
	<b>XL8947P</b> <b>XL8947PG90</b>	50"	1-1/2"
	<b>XL8945P</b> <b>XL8945PHRC</b> <b>XL8945PG90</b>	48"	1-1/2"
	<b>XL8940</b>	40"	1-1/2"
	<b>XL7936G90*</b>	36"	1-1/2"
	<b>XL8926</b> <b>XL8926G90</b>	24"	1-1/2"

### PACKAGING

Pcs./Ctn.	LF/Ctn.
36	216
36	150
36	144
36	119
36	108
36	72

LOAD TEST DATA (LBS./LF)	
L/240 Simple Span	L/360 Simple Span
6.87 @ 72"	4.58 @ 72"
19.5 @ 50"	12.79 @ 50"
22.5 @ 48"	14.27 @ 48"
36.22 @ 40"	24.15 @ 40"
45.7 @ 36"	31.33 @ 36"
119.0 @ 24"	90.25 @ 24"

	Item No.	Length	Height
 Drywall Cross Tees – Metric	<b>XL7961*</b>	1600mm	38mm
	<b>XL7930*</b>	1200mm	38mm
	<b>XL7925*</b>	900mm	38mm
	<b>XL7920*</b>	600mm	38mm

Pcs./Ctn.	LF/Ctn.
36	188.90
36	138.80
36	108
36	69.40

LOAD TEST DATA (LBS./LF)		LOAD TEST DATA (KG./LM)	
L/240 Simple Span	L/360 Simple Span	L/240 Simple Span	L/360 Simple Span
10.25 @ 72"	6.84 @ 72"	15.21 @ 1600mm	10.15 @ 1600mm
22.4 @ 48"	14.93 @ 48"	33.48 @ 1200mm	21.24 @ 1200 mm
51.92 @ 36"	34.61 @ 36"	68.01 @ 900 mm	46.62 @ 900mm
114.59 @ 24"	79.39 @ 24"	177.15 @ 600mm	134.31 @ 600mm

Red Numbers are Fire Guard items. For fire-rated assemblies, use Type C gypsum board as noted in the UL® fire-rated assembly designs.  
NOTE: All load test data based on flat installation per ASTM C635.  
\* These items are NOT Type F fixture compatible

ASTM Class  
HD - Heavy-duty  
ID - Intermediate-duty  
LD - Light-duty

### VISUAL SELECTION

	Item No.	Length	Height	Metal Thickness
 Locking Angle Molding	<b>7858</b>	144"	15/16"	0.018"
	<b>LAM12</b>	144"	1-1/4"	0.018"
	<b>LAM12HRC</b>	144"	1-1/4"	0.018"
	<b>LAM151220E</b>	144"	1-1/2"	0.028"
 Knurled Angle Molding	<b>KAM10</b>	120"	1-1/4"	0.018"
	<b>KAM12</b>	144"	1-1/4"	0.018"
	<b>KAM12G90</b>	144"	1-1/4"	0.018"
	<b>KAM1510</b>	120"	1-1/2"	0.018"
	<b>KAM1512</b>	144"	1-1/2"	0.018"
	<b>KAM151020E</b>	120"	1-1/2"	0.028"
	<b>KAM151220E</b>	144"	1-1/2"	0.028"
	<b>KAM151020</b>	120"	1-1/2"	0.033"
	<b>KAM1525G90</b>	120"	1-1/2"	0.018"
	<b>KAM1520G90</b>	120"	1-1/2"	0.033"
	<b>KAM21025</b>	144"	2"	0.018"
	<b>KAM21020EQ</b>	120"	2"	0.028"
	<b>KAM21020</b>	120"	2"	0.033"
 SimpleCurve® KAM	<b>SC151220EQ (37" Radius)</b>	148"	1-1/2"	0.028"
	<b>SC151225 (32" Radius)</b>	148"	1-1/2"	0.018"
	<b>SC21220EQ (55" Radius)</b>	148"	2"	0.028"
	<b>SC21225 (40" Radius)</b>	148"	2"	0.018"

### PACKAGING

Pcs./Ctn.	LF/Ctn.
20	240
20	240
20	240
20	120
10	100
10	120
10	120
10	100
10	120
10	100
10	100
10	100
10	100
10	100
10	124
10	124
10	124
10	124

NOTE: .018" metal thickness meets ASTM C645 for framing

FRAMEALL™ DRYWALL GRID – Standard



# SIMPLESOFFIT®

## Drywall Soffit Framing System



LEED® WELL™ LBC

UP TO **61%** RECYCLED CONTENT

- energy management
- construction waste mgmt
- regional materials
- design for flexibility
- EPD
- recyclable/ biobased materials
- recycled content
- sourcing of raw materials
- material ingredient reporting
- low emitting/ materials
- lighting quality
- acoustics

Calculate sustainability with Green Genie® [armstrongceilings.com/greengenie](http://armstrongceilings.com/greengenie)

LOCATION DEPENDENT

### STRONGBACK™ SUPPORT HANGER

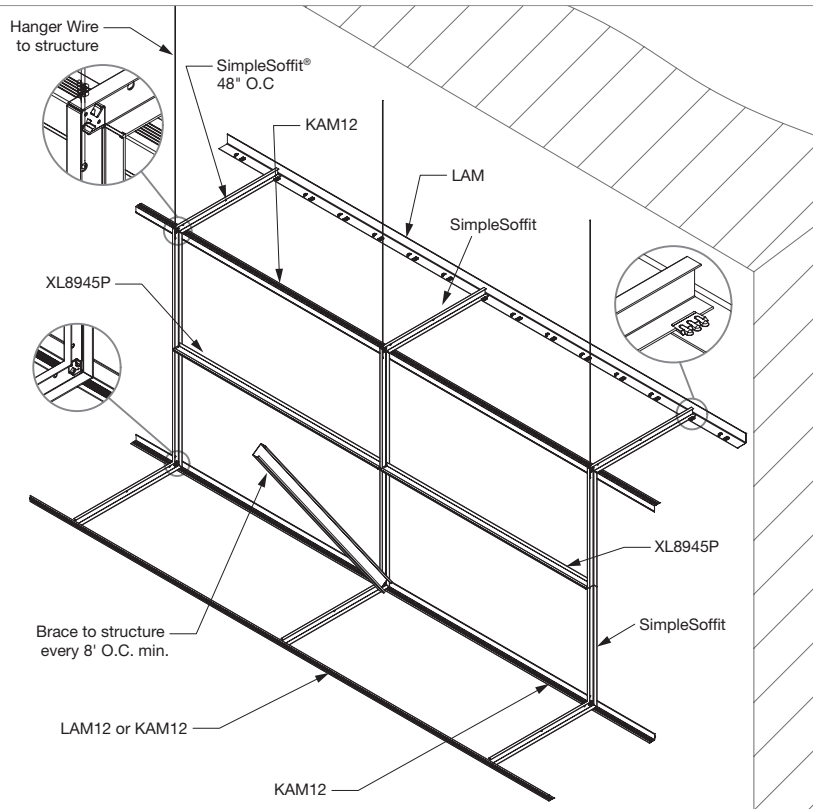
Item No.	Description	Dimensions (Inches)	Pcs./Ctn	Lin. Ft./ Ctn
SB12P SB12PG90	StrongBack	144 × 2"	12	144

### CHANNEL BEAM SUPPORT HANGER\*

Item No.	Description	Dimensions (Inches)	Pcs./Ctn	Lin. Ft./ Ctn
CBS4SS	4" Channel Beam Support (CBS) Hanger for SimpleSoffit	N/A	50	N/A
CBS6SS	6" Channel Beam Support (CBS) Hanger for SimpleSoffit	N/A	50	N/A
CBS8SS	8" Channel Beam Support (CBS) Hanger for SimpleSoffit	N/A	50	N/A
CBS10SS	10" Channel Beam Support (CBS) Hanger for SimpleSoffit	N/A	50	N/A
CBS12SS	12" Channel Beam Support (CBS) Hanger for SimpleSoffit	N/A	50	N/A

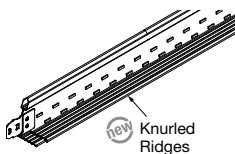
\* CBS Hanger is limited for use in the New York City only. Contact your Armstrong representative or TechLine for more information.

### INSTALLATION

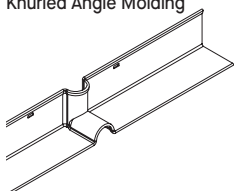


### DETAILS

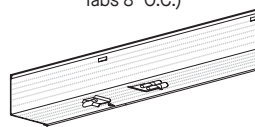
#### Drywall Cross Tees



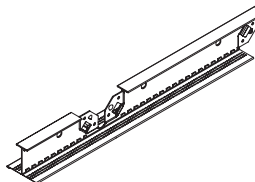
#### SimpleCurve® - Knurled Angle Molding



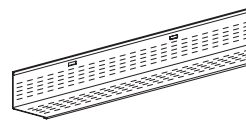
#### LAM12 - 12' Locking Angle Molding (Locking Tabs 8" O.C.)



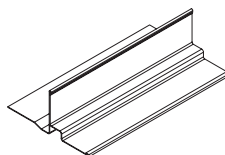
#### SimpleSoffit®



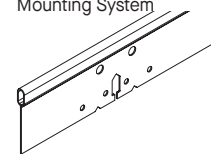
#### KAM - Knurled Angle Molding



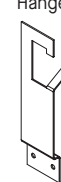
#### Transition Molding



#### SB12 - 144" StrongBack™ Mounting System



#### BPCBS - Channel Beam Support Hanger for SimpleSoffit



TechLine / 1 877 276-7876  
[armstrongceilings.com/simplesoffit](http://armstrongceilings.com/simplesoffit)  
 BPCS-6336-823

LEED® is a registered trademark of the U.S. Green Building Council; Declare® and Living Building Challenge® (LBC) are registered trademarks of the International Living Future Institute®; WELL™ and WELL Building Standard™ are trademarks of the International WELL Building Institute; UL and UL Certified are trademarks of UL LLC; all other trademarks used herein are the property of AWI Licensing LLC and/or its affiliates © 2023 AWI Licensing LLC

**Armstrong®**  
 World Industries

FRAMEALL™ DRYWALL GRID - Standard

