

new WOODWORKS® Shapes for DESIGNFLEX®
Grille Tegalur



DESIGNFLEX®
CEILING SYSTEMS

PERSONALIZE YOUR DESIGN!

Mix and match different sizes, shapes, colors, and materials to reinvent your ceiling. More at: armstrongceilings.com/designflex



WoodWorks Shapes for DesignFlex Grille Tegalur panels in Plain Slice Cherry (NPC)

Linear and geometric visuals are combined with the warmth of wood to create beautifully dynamic installations with standard items.

KEY SELECTION ATTRIBUTES

- Features triangle and parallelogram shapes with vertical or horizontal slats
- 10 standard veneers feature various species and cuts for beautiful wood visuals
- ASTM E84 Class A fire performance
- Black acoustical infill panels hide the plenum for a clean, finished install visual and provide up to 0.60 NRC
- Premium options include FSC®-certified wood (FSC® C007626)
- Meets California Department of Public Health (CDPH) low emissions standards
- The natural warmth of wood can contribute to biophilic designs and building certification standards like the WELL™ v2 "Nature and Place" feature
- Installs efficiently with Suprafine® XM 9/16" grid
- Mix and match – Shapes also available with WoodWorks®, Calla®, Lyra®, Ultima®, Optima®, and MetalWorks™ panels


FINISH RANGES

Due to printing limitations, shade may vary from actual product.

The carefully curated species and veneer cut offer a beautiful natural variation. The images here reflect the visual range that is likely within our product. Darkest to lightest tones may occur within an installation due to the character of wood.



Plain Slice White Maple (NWM)



Plain Slice White Ash (NWA)



Vertical Grain Fir (NVF)



Rift White Oak (NRO)



Plain Slice White Oak (NOK)



Plain Slice Cherry (NPC)



Quartered Mahogany (NGM)



Quartered Sapele (NQS)



Quartered Walnut (NGW)



Plain Slice Walnut (NWN)

CUSTOM FINISHES



Custom Wood
Species and Finishes
Available


Made-to-order, custom
backer colors available.

VENEER CUTS


Different cuts of a log will yield different graining visuals. Choose your veneer to achieve your desired look.



Plain Sliced
Produces the well-known cathedral or loop-grain effect.



Quarter Sliced
Produces a striped, often straight-grain effect.



Rift Sliced
Produces a tight, linear grain along the entire length of the veneer.

VISUAL SELECTION

ACOUSTICAL INFORMATION

Item No. ◆	Description	Space Between Slats	% Open Area	LBS/SF
WOODWORKS® Shapes for DesignFlex® Grille Tegalur				
5577F09T01_ _ _	Triangle with Vertical Slats	2-1/4"	53	2.57
5577F09T02_ _ _	Triangle with Horizontal Slats	2-1/4"	59	2.29
5577F09T03_ _ _	Right Triangle with Vertical Slats	2-1/4"	51	2.55
5577F09T04_ _ _	Right Triangle with Horizontal Slats	2-1/4"	51	2.55
5577F09P01_ _ _	Left Parallelogram with Vertical Slats	2-1/4"	59	2.48
5577F09P02_ _ _	Left Parallelogram with Horizontal Slats	2-1/4"	61	2.44
5577F09P03_ _ _	Right Parallelogram with Vertical Slats	2-1/4"	59	2.48
5577F09P04_ _ _	Right Parallelogram with Horizontal Slats	2-1/4"	61	2.44

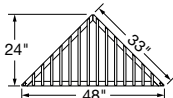

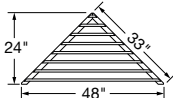


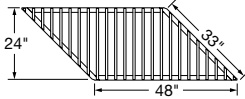
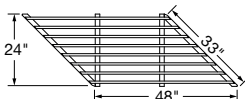
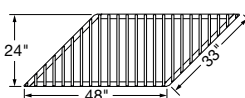
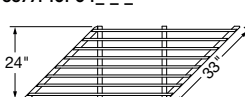
Calla® Shapes Infill Panel Item No.*	NRC
8260T01BL Triangle	0.60
8260T03BL Right Triangle	0.60
8260P01BL Left Parallelogram	0.60
8260P03BL Right Parallelogram	0.60

*Infill panels are black.

NOTE: Consult the installation instructions for detailed panel drawings.

◆ When specifying or ordering, include the appropriate 3-letter finish suffix (e.g. 5577F09T01 N Q K).

VISUAL SELECTION

Item No. ◆	Description	Space Between Slats	% Open Area	LBS/SF
WOODWORKS® Shapes for DesignFlex® Grille Tegular FSC®-Certified	5577F10T01_ _ _ 	2-1/4"	53	2.57
	5577F10T02_ _ _ 	2-1/4"	59	2.29
	5577F10T03_ _ _ 	2-1/4"	51	2.55
	5577F10T04_ _ _ 	2-1/4"	51	2.55
	5577F10P01_ _ _ 	2-1/4"	59	2.48
	5577F10P02_ _ _ 	2-1/4"	61	2.44
	5577F10P03_ _ _ 	2-1/4"	59	2.48
	5577F10P04_ _ _ 	2-1/4"	61	2.44

NOTE: Consult the installation instructions for detailed panel drawings.

◆ When specifying or ordering, include the appropriate 3-letter finish suffix (e.g. 5577F10T01 **N Q K**).

ACOUSTICAL INFORMATION

Calla® Shapes
Infill Panel Item No.*



8260T01BL Triangle	0.60
8260T03BL Right Triangle	0.60
8260P01BL Left Parallelogram	0.60
8260P03BL Right Parallelogram	0.60

*Infill panels are black.



DESIGNFLEX®

Suspension Systems & Accessories

WoodWorks® Shapes panels

RECYCLED
CONTENT

UP TO
54%

LEED V5

COMMON MATERIALS FRAMEWORK

Human Health **Declare Label**

3rd Party CDPH

OCCUPANT EXPERIENCE

Climate Health

Ecosystem Health

Circular Economy

Acoustics

EPD








EPD

FSC®

✓

✓

ACCESSORIES

	Item No. ♦	Description	Dimensions Nominal W × L × H (Inches)	Color	PCS/ CTN
Suspension Systems	7501BL	Suprafine® XL® 12' Heavy Duty Main Beam	9/16 × 144 × 1-11/16"	Black	20
	XM754524*	Suprafine 45° Base Cross Tee – 24" Main Beam Spacing	9/16 × 30.425 × 1-11/16"	White	60
	XL7520BL	24" Suprafine Cross Tee	9/16 × 24 × 1-11/16"	Black	60
	XM7524*	Suprafine Perimeter Cross Tee – 24" Main Beam Spacing	9/16 × 34 × 1-11/16"	White	60
	75AB45L*	 Suprafine 45° Left Angle Bracket	N/A	White	10
	75AB45R*	 Suprafine 45° Right Angle Bracket	N/A	White	10
	75AB45D*	 Suprafine 45° Double Angle Bracket	N/A	White	10
	75CB45*	 Suprafine 45° Corner Bracket	N/A	White	10
Accessories	PCC**	 Axiom® Perimeter Corner Clip	N/A	Mill Finish	10
	PAC	 Perimeter Angle Clip	N/A	Mill Finish	50
	BERC2	 2" Beam End Retaining Clip	N/A	Mill Finish	200
	FXTBC	T-Bar Connector Clip	N/A	N/A	10
	FXSPLICE	Splice Plate with Set Screws	N/A	N/A	10
	AX4SPLICEB	Axiom® Splice Plate	N/A	N/A	1
	8270L96GBL	Extra Tegular Backers	1-1/2 × 96 × 1/2"	Black	6
	6776QT1_ _ _	WoodWorks® End Paint	N/A	All Finishes	1 Quart
	6776GAL1_ _ _	WoodWorks End Paint	N/A	All Finishes	1 Gallon
	7800	7/8" Angle Molding	7/8 × 144 × 7/8"	Black	30
Perimeter Trim	7804	Angle Molding (recommended with wood trims)	7/8 × 144 × 9/16"	White	30
	AX_VESTR_ _ _	Axiom® Vector Straight Trim	N/A	SG, BL, MY	10 LF
	AX_VECUR_ _ _	Axiom Vector Curved Trim	N/A	SG, BL, MY	10 LF
	5344BL	WoodWorks® Trim Aluminum Substrate	4" × 120"	Black	6
	5346BL	WoodWorks Trim Aluminum Substrate	6" × 120"	Black	6
	8260T01BL	Calla® Shapes – Triangle	48 × 24 × 1"	Black	12
	8260T03BL	Calla Shapes – Right Triangle	24 × 24 × 1"	Black	24
	8260P01BL	Calla Shapes – Left Parallelogram	48 × 24 × 1"	Black	6
	8260P03BL	Calla Shapes – Right Parallelogram	48 × 24 × 1"	Black	6

♦ When specifying or ordering, include the appropriate 3-letter color suffixes (e.g. 6776QT1 **N W M**).

* These items come standard in White finish, however black is recommended for WoodWorks installations. Request black finish via ASQuote@armstrongceilings.com

** Order when angle tees intersect with corner of Axiom or trim for WoodWorks trim.

TechLine 877 276-7876

armstrongceilings.com/woodworksshapes

Armstrong®
World Industries



DESIGNFLEX® SHAPES

WOODWORKS® Shapes for DESIGNFLEX®
Grille Tegalur

RECYCLED
CONTENT

LEED V5

UP TO
54%

COMMON MATERIALS FRAMEWORK

Human Health **Declare Label**

Climate Health

Ecosystem Health

3rd Party CDPH

OCCUPANT EXPERIENCE

Circular Economy

Acoustics

EPD

EPD

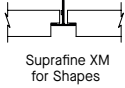
FSC®

✓

✓

SUSPENSION SYSTEMS

9/16"



PARTNER COMPANIES For more information on our partner companies, please visit armstrongceilings.com/partners

Compatible with:
Axis Geometrix™ Lighting,
JLC-Tech T-BAR FLEX® LED
Lights and Price diffusers.



Shaped infill panels are available for
specific partner lighting fixtures.
To order, add **L I N E** to the end of any Calla®
Shapes for DesignFlex® panel item number.

PHYSICAL DATA

Material

Fire-retardant medium-density fiberboard
with face-cut veneers.

Vertical Grain Fir (NVF) is a reconstituted veneer.

Surface Finish

Clear satin finish

Fire Performance

Class A: ASTM E84 surface burning characteristics. Flame
Spread Index 25 or less. Smoke Developed Index 50 or less.

Installation Considerations

See installation instructions for bracket and perimeter
solution guidelines.

Acoustical Performance

For increased sound absorption (NRC), Calla® Shapes Lay-in
panels can be installed as an acoustic infill panel above the
WoodWorks® panel. Please note, this will add 1" height on
the back of the board, which might impact MEP integration.

Design Considerations

WoodWorks® Shapes for DesignFlex® installation system
based on parallel main beam spacing. For optimum visual
design, backlighting panels is not recommended.

Lighting affects the visual of WoodWorks finish.

Infill Panel Use

Black infill panels will provide acoustic benefits and minimize
the appearance of the matte black panel backers. If no
infill panel is used, unfinished parts of the suspension
system and Axiom® trim will be visible from below.

Application Considerations

Variation among panels may occur due to the natural
characteristics of the wood and grain. It is very
important that WoodWorks panels are climatized prior
to installation. Relative humidity between 25% and
55%, and temperatures between 50°F and 86°F, must
be maintained throughout the life of the product.

Cleaning and Disinfecting

Cleaning and CDC-recommended disinfecting options
available on armstrongceilings.com/cleaning

Seismic Restraint

Suprafine® XM for DesignFlex® Shapes suspension
system has been engineered, tested, and approved
for use with DesignFlex Shapes panels when installed
per Armstrong Ceilings installation instructions.

Warranty

Details at armstrongceilings.com/warranty

Weight

Refer to visual selection chart.

