




271 SAHARA™

Sahara™ panels offer high performance with a modern, clean, smooth-look visual and are available in 24-in x 24-in tegular and square styles, and 24-in x 48-in tegular styles.

#### FEATURES & BENEFITS


- Great for new, replacement and matching ceilings in basements and home theaters
- Acoustical; reduce noise 50%
- Superior sag and mold resistance
- 9768 and 9769 are scored to give a 2-ft x 2-ft or a 1-ft x 1-ft visual on a 2-ft x 4-ft panel
- Installs in Prelude® 15/16-in suspension system (271, 273, 9768, 9769)
- For a narrow grid look, 276 installs on 9/16-in Suprafine® grid

OPTIONS





ENLARGED TO SHOW DETAIL

271, 273, 276 SAHARA™











9768 SAHARA™ SCORED II



9769 SAHARA™ SCORED I

PERFORMANCE AND INSTALLATION GUIDE

Item #	Dimensions (Inches)	Edge Detail	Installation Method	Fire Resistance 	Sag Resistance 	Mold/Mildew Resistance 	Noise Reducing NRC	CAC	Light Reflectance	Recycled Material Content
271	24 x 24 x 5/8	 Tegular	Prelude® 15/16-in Grid	Class A	Superior	Superior	0.50	35	0.81	41%
273	24 x 24 x 5/8	 Square	Prelude® 15/16-in Grid	Class A	Superior	Superior	0.50	35	0.81	41%
276	24 x 24 x 5/8	 Tegular	Suprafine® 9/16-in Grid	Class A	Superior	Superior	0.50	35	0.81	41%
9768	24 x 48 x 3/4	 Tegular	Prelude® 15/16-in Grid	Class A	Superior	Superior	0.50	35	0.81	43%
9769	24 x 48 x 3/4	 Tegular	Prelude® 15/16-in Grid	Class A	Superior	Superior	0.50	35	0.81	43%

PACKAGING GUIDE

Item #	Dimensions (Inches)	SF Per Ctn	Pcs/Ctn	Lbs/Ctn	Ctns Per Pallet	Layers Per Pallet	Warranty
271	24 x 24 x 5/8	64	16	60	32	9	10/30-Year
273	24 x 24 x 5/8	64	16	51	32	9	10/30-Year
276	24 x 24 x 5/8	64	16	48	32	8	10/30-Year
9768	24 x 48 x 3/4	64	8	56	24	12	10/30-Year
9769	24 x 48 x 3/4	64	8	56	24	12	10/30-Year

TECHLINE: 1 877 ARMSTRONG (276-7876)  
techline@armstrongceilings.com

ceilings.com