




Sand Pebble ceiling panels offer high performance with a smooth texture and grid-minimizing edge detail. Panels are available in a 24-in x 24-in tegular style.

FEATURES & BENEFITS

- Ideal for basements and light commercial spaces
- Acoustical; reduce noise 55%
- Superior sag and mold resistance
- Installs in Prelude® 15/16-in suspension system





OPTIONS



ENLARGED
TO SHOW
DETAIL

269 SAND PEBBLE™

PERFORMANCE AND INSTALLATION GUIDE

Item #	Dimensions (Inches)	Edge Detail	Installation Method	Fire Resistance	Sag Resistance	Mold/ Mildew Resistance	Noise Reducing		Light Reflectance	Recycled Material Content
							NRC	CAC		
269	24 x 24 x 5/8	 Tegular	Prelude® 15/16-in Grid	Class A	Superior	Superior	0.55	30	0.80	41%

PACKAGING GUIDE

Item #	Dimensions (Inches)	SF Per Ctn	Pcs/Ctn	Lbs/Ctn	Ctns Per Pallet	Layers Per Pallet	Warranty
269	24 x 24 x 5/8	64	16	43	36	9	10/30-Year

TECHLINE: 1 877 ARMSTRONG (276-7876)
techline@armstrongceilings.com

ceilings.com