

DRAB TO FAB

Convert a 2-ft × 4-ft ceiling to a 2-ft × 2-ft ceiling in 4 easy steps:



Armstrong®
Ceilings

STEP 1:

Test your grid – buy an Armstrong® Prelude® 2-ft cross tee and check for fit

STEP 2:

Remove existing 2-ft × 4-ft panels

STEP 3:

Attach 2-ft cross tees to grid

STEP 4:

Install new 2-ft × 2-ft ceiling panels


Choose from a variety of 2-ft × 2-ft options for your home

High Performance Ceiling Panels:


Acoustical with mold, sag/humidity, and fire resistance



271/273 SAHARA™



932 FINE FISSURED™



954 CLASSIC
FINE TEXTURED

Decorative Ceiling Panels:


Improved visual appeal over old traditional ceiling tiles



1201 RAISED PANEL™



1205 SINGLE RAISED
PANEL



8008 TINCRAFT™
CIRCLES



1205 SINGLE RAISED PANEL

ceilings.com/installation

Armstrong®
World Industries