


# SOUNDSCAPES® Shapes

## Acoustical Clouds



SoundScapes® Shapes trapezoid panels in Sky, White, and custom colors




Deliver acoustics in playful installations with angles, layers, shapes, sizes, and colors.

### KEY SELECTION ATTRIBUTES

- new** Now available in triangle, trapezoid, and parallelogram shapes
- 360° panel finishing capability available
- Aesthetically define spaces with excellent acoustical performance-up to 1.18 Sabins/SF
- High light reflectance for White panels – 0.90
- Quick to install from the deck, drywall, suspension system, or on a wall in adjustable heights and angles
- Grouping Frame Kit provides superior rigidity, perfect alignment, minimizes hanging points, ensures consistent panel spacing, and is engineered for use in DEF Seismic zones
- Adjustable to various heights and angles
- Excellent panel construction and innovative, pre-engineered grouping frames take the thinking and risk out of installation

### COLORS Due to printing limitations, shade may vary from actual product.



# SOUNDSCAPES® Shapes

## Acoustical Clouds

UP TO **51%** RECYCLED CONTENT

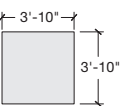
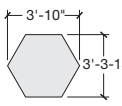
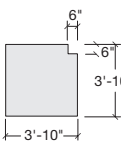
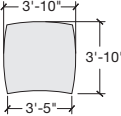
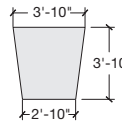
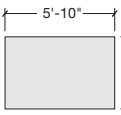
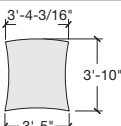
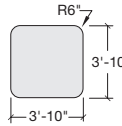
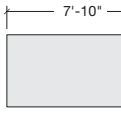
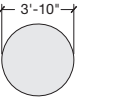
Calculate LEED contribution at [armstrongceilings.com/greengenie](http://armstrongceilings.com/greengenie)

LEED®	energy management	construction waste mgmt	regional materials	design for flexibility	EPD	recyclable/extended producer resp.	biobased materials	recycled content	sourcing of raw materials	material ingredient reporting	low emitting materials	lighting quality	acoustics
-------	-------------------	-------------------------	--------------------	------------------------	-----	------------------------------------	--------------------	------------------	---------------------------	-------------------------------	------------------------	------------------	-----------

LOCATION DEPENDENT

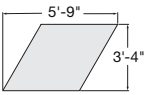
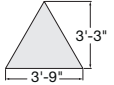
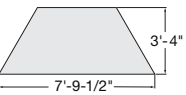
WHITE ONLY

### PANEL OPTIONS – 90 DEGREES (shown in finish view from below ceiling)

Item No. ♦	Description	Item No. ♦	Description	Item No. ♦	Description
 <b>5440</b> _ _	Square – 7/8" thick panel	 <b>5444</b> _ _	Hexagon – 7/8" thick panel	 <b>5636</b> _ _	Square – 6" Square cut corner, 7/8" thick panel
 <b>5441</b> _ _	Convex – 7/8" thick panel	 <b>5445</b> _ _	Trapezoid – 7/8" thick panel	 <b>5448</b> _ _	Small Rectangle – 7/8" thick panel
 <b>5442</b> _ _	Concave – 7/8" thick panel	 <b>5635</b> _ _	Square – 6" Radius cut corner, 7/8" thick panel	 <b>5449</b> _ _ *	Large Rectangle – 7/8" thick panel
 <b>5443</b> _ _	Circle – 7/8" thick panel				

- ♦ NOTE: Add 2-letter color suffix when specifying or ordering (e.g. 5440 W H for square panel in White). Concealed hardware with 360° finishing available on all shapes except Hexagon. When grouping 90-degree shapes with the 5453D090 Frame Alignment Kit, you cannot combine with 60-degree shapes.
- \* Item 5449 not recommended for installation with grouping frame; independent support recommended.

### new PANEL OPTIONS – 60 DEGREES (shown in finish view from below ceiling)

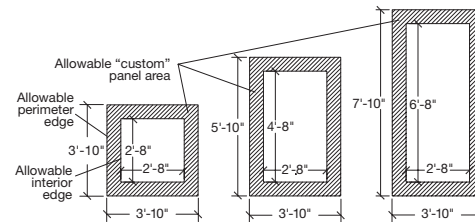
Item No. ♦	Description
 <b>7101P01</b> _ _	Parallelogram – 7/8" thick panel
 <b>7101T01</b> _ _	Triangle – 7/8" thick panel
 <b>7101Z01</b> _ _	Trapezoid – 7/8" thick panel

- ♦ NOTE: Add 2-letter color suffix when specifying or ordering (e.g. 7101P01 W H for square panel in White). When grouping 60-degree shapes with the 5453D060 Frame Alignment Kit, you cannot combine with 90-degree shapes.

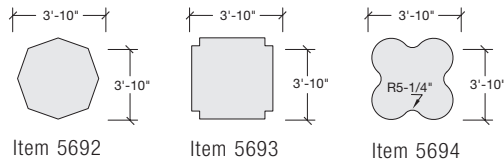
### CUSTOM SHAPES

#### Create your own shapes!

For assistance, call TechLine at 1 877 276-7876.



### DESIGN IDEAS


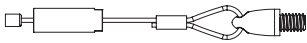
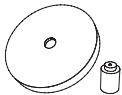
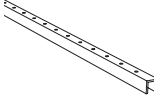
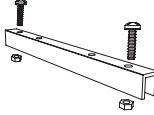
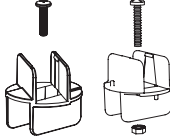
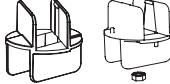

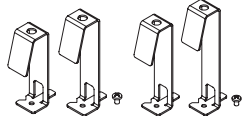
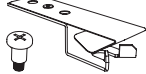
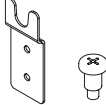
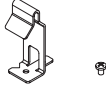


EXPOSED STRUCTURE – CLOUDS & CANOPIES

# SOUNDSCAPES® Shapes

## Acoustical Clouds

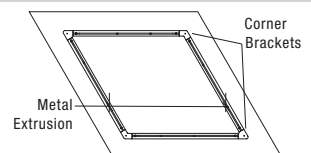
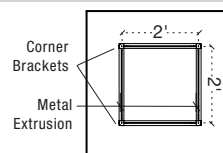
### ACCESSORY KITS Applications always require more than one kit.

Item No. ♦	Description	Kit Contents	
<b>5450</b>	Deck Hanging Kit Allows for suspending individual shapes or grouping frames from deck and bottom end adjustment of height at panel or frame level.	(2) gripper structure anchors (2) gripper structure caps (2) 8' aircraft cables (2) bottom end cable adjusters (2) nuts with washers	
<b>7121</b> <b>5438</b>	Angled Hanging Kit (60° maximum angle) Angled Hanging Kit (10° maximum angle) For use when hanging panels at different angles. Extends from the end of Deck Hanging Kit (5450).	(2) angled hanging cables	
<b>625530</b>	Extended Hanging Cables For use with deck hanging kit when longer cables are needed.	(4) 30' aircraft cables	
<b>7006</b>	Escutcheon Kit Used when hanging panels below an existing ceiling.	(2) collars with setscrews (2) 2" escutcheons	
<b>5451</b> _ _	Grouping Frames Kit Suspension frames used to group panels together.	(4) suspension frames, 12' long, Black (BL) or White (WH)	
<b>5452</b> _ _	Frame Splice Kit Connects group suspension frames for longer runs (> 12 feet).	(2) group frame connectors, 10" long, Black (BL) or White (WH) (4) bolts with washers (4) nuts	
<b>5453D060</b>	Frame Alignment Kit – 60 degrees For use with group suspension frames and 60-degree shapes only. Clear finish to coordinate with either black or white suspension frames.	(4) frame alignment spacers, clear plastic (4) bolts (4) nuts with washers	
<b>5453D090</b>	Frame Alignment Kit – 90 degrees For use with group suspension frames and 90-degree shapes only. Clear finish to coordinate with either black or white suspension frames.		
<b>5454</b> _ _	Panel Hook Kit For use with grouping frames All panels require 1 kit. Item 5449 (Large Rectangle) and item 7101Z01 (60 degree Trapezoid) require two kits.	(2) 4-1/2" high panel hooks, Black (BL) or White (WH) (2) 3-1/2" high panel hooks, Black (BL) or White (WH) (8) bolts	
<b>5629</b> <b>5630</b> <b>5631</b>	Multi-plane Hanging Kits For use when hanging panels at heights below Panel Hook Kit (5454).	5629 1" Drop Hook Kit (2) 4-1/2" hooks (2) 5-1/2" hooks (8) screws 5630 2" Drop Hook Kit (2) 5-1/2" hooks (2) 6-1/2" hooks (8) screws 5631 3" Drop Hook Kit (2) 6-1/2" hooks (2) 7-1/2" hooks (8) screws	
<b>5455</b>	Drywall Ceiling Hanging Kit For individual panel attachment to drywall.	(2) drywall clip assemblies (2) shoulder bolts	
<b>5588</b>	Wall Hanging Kit For individual panel attachment to a wall.	(4) clip assemblies (4) shoulder bolts	
<b>5632</b>	Grid Hook Kit For hanging individual panels from a standard suspension system.	(4) hooks (8) screws	

NOTE: Accessory kit hardware is attached to panels via the metal extrusion or corner brackets on the back of each panel. The diagram on the right shows the location of extrusions and corner brackets in the back of a nominal 4' x 4' panel. See installation instructions BPLA-297302 for more details.

If you need assistance identifying what and how many accessory kits are needed for your project, please contact TechLine customer support at 1 877 276-7876.

♦ Indicate desired color using two-digit color code when ordering; BL = Black; WH = White



# SOUNDSCAPES® Shapes

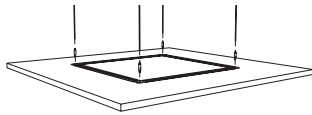
## Acoustical Clouds

### HUNDREDS OF WAYS TO CONFIGURE SOUNDSCAPES® SHAPES PANELS

#### Individual Suspension



Three Items 5443 in White



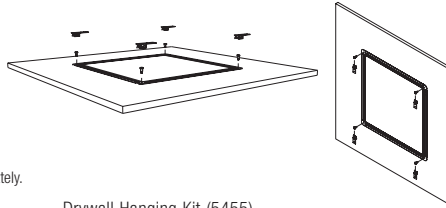
#### ACCESSORY KITS All accessory kits are ordered separately.

Deck Hanging Kit (5450)

#### Individual Attachment to Drywall or Solid Surface



Two Items 5440 and 5448 in Tangerine (upper wall and ceiling)

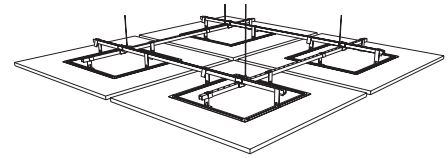


Drywall Hanging Kit (5455)  
Wall Hanging Kit (5588)

#### Group Suspension



Items 5441 and 5442 in White



Deck Hanging Kit (5450)  
Grouping Frames Kit (5451 \_\_)  
Frame Alignment Kit (5453D090)  
Panel Hook Kit (545 \_\_)

### PHYSICAL DATA

#### Material

7/8" thick fiberglass with DuraBrite® scrim on face and sides or custom 1-3/4" thick fiberglass with DuraBrite scrim on all sides (360° finishing). To order custom panels, contact TechLine at 1 877 276-7876.

#### Surface Finish

DuraBrite scrim with factory-applied paint on face and sides. Standard White has energy-saving, high light-reflective finish (LR 0.90). Back of panel is unfinished with embedded metal extrusions.

#### Fire Performance

SoundScapes® Shapes panel material is ASTM E84 Class A: Flame Spread 25 or under and Smoke Developed 50 or less.

CAN/ULC S102 surface burning characteristics. Flame Spread Rating 25 or less. Smoke Developed Classification 50 or less.

SoundScapes Shapes acoustical clouds, as with other architectural features located in the ceiling plane, may obstruct or skew the existing or planned fire sprinkler water distribution pattern, or possibly delay the activation of the fire sprinkler or fire detection system. Consult a fire protection engineer, NFPA 13, and local codes for guidance on the proper installation techniques where fire detection or suppression systems are present.

#### ASTM E1264 Classification

Type XII, Form 2, Pattern E

#### High Recycled Content

Contains greater than 50% total recycled content. Total recycled content based on product composition of post-consumer and pre-consumer (post-industrial) recycled content per FTC guidelines.

#### Acoustical Performance

Standard Shapes – 1.18 Sabins/SF; 360° Finished Shapes – 1.47 Sabins/SF; color shapes have slightly reduced acoustical performance.

#### Design Considerations

SoundScapes Shapes acoustical clouds maintain a natural sag that may be noticeable when installed 6" or less apart. Deflection up to 1/8" has been documented in some cases.

SoundScapes Shapes available with 360° finishing for use in areas where panel back is exposed (can only be installed with included individual suspension).

Special care in installation and handling must be taken with color shapes to avoid surface damage to the paint finish. Custom colors are available.

Custom shapes are available by providing a custom shape drawing within guidelines and sending to TechLine. Call 1 877 276-7876 for assistance.

#### Seismic Restraint

Refer to ASCE 7-10, Section 13.5 Architectural Components for seismic requirements. Section 13.5, Item 2 refers to 13.2.3 Consequential Damage.

#### Suspension Systems

SoundScapes Shapes acoustical clouds are pre-assembled with metal extrusions in the back of the panels. Standard accessory kits facilitate quick and easy installation from the deck, through a ceiling, or directly attached to drywall. See Installation Instructions BPLA-297302 for installation details.

#### Warranty

Details at [armstrongceilings.com](http://armstrongceilings.com)

#### Panel Weight

90-Degree Shapes: 0.63 lbs/SF  
7101P01: 11.1 lbs/pc  
7101T01: 5.6 lbs/pc  
7101Z01: 16.4 lbs/pc

