



▲ Drywall Grid System for flat and curved ceilings.

The fastest and easiest way to frame flat drywall ceilings up to 17' wide.*

KEY SELECTION ATTRIBUTES

Designed to be the fastest & easiest way to frame flat drywall ceilings up to 17' wide.

- ShortSpan® is part of the Sustain™ portfolio and meets the most stringent sustainability compliance standards today
- ShortSpan® Cross Tees**
 - Eliminates hanger wires for spans up to 8'-6"
 - Easy, pre-engineered solution to support spans up to 8'-6" with no mid-span support (See ICC-ES ESR-2311 section 4.2.3. & 4.2.4)
 - Select items available in High Recycled Content (HRC) (S7708, S7710, S7712, S7714): Total Recycled Content 61%, Post-consumer 53%, Pre-consumer 8%
 - ScrewStop™ reverse hem prevents screw spin-off
 - Balanced profile stays flat during installation
 - Rotary stitching on double web adds strength and stability
 - G40, .018" metal thickness meets ASTM C645
 - Eliminates Hanger Wires for spans up to 5'
- ShortSpan Low Profile**
 - Solution for crowded plenums

Locking Angle Molding




- Pre-engineered locking tabs punched 8" on center:
 - Eliminate measuring 16" or 24" O.C.
 - Locking tabs prevent lateral and upward movement
 - Eliminate screws, pop rivets, or crimpers needed to attach cross tees to molding
- Knurled surface on both flanges
- ScrewStop reverse hem prevents screw spin-off and provides safer handling
- Crimp marks at locking tabs for fast, easy alignment and layout
- 10-year limited warranty
- SimpleCurve™ bend to create curves as tight as 52"

TYPICAL APPLICATIONS

- Condominiums
- Apartments
- Residences
- Dormitories
- Barracks
- Townhomes
- Restrooms
- Motels
- Hotels
- Villas
- Suites
- Corridors


VISUAL SELECTION

Fire Resistance Rating – Meets a broad range of UL design assemblies D501, D502, G523, G524, G527, G528, G529, G531, G553, J502, L502, L508, L513, L515, L525, L526, L529, L564, P501, P506, P507, P508, P509, P510, P513, P514.

	Item No.	Description	Dimensions
ShortSpan® Cross Tees (Red Numbers are Fire Guard™ Items)	S7708P S7708PHRC S7708PG90	8' ShortSpan Cross Tee	96 x 1-1/2 x 1-13/16"
	S7710P S7710PHRC S7710PG90	10' ShortSpan Cross Tee	120 x 1-1/2 x 1-13/16"
	S7712P S7712PHRC S7712PG90	12' ShortSpan Cross Tee	144 x 1-1/2 x 1-13/16"
	S7714P S7714PHRC S7714G90	14' ShortSpan Cross Tee	168 x 1-1/2 x 1-13/16"
	ShortSpan® Low Profile	 SLP7704	4' ShortSpan Low Profile
 SLP7705		5' ShortSpan Low Profile	59-13/16 x 1-1/2 x 7/8"
 SLP7706		6' ShortSpan Low Profile	71-13/16 x 1-1/2 x 7/8"
Quikstix™ Locking Pocket Main Beams	QSLPM12 QSLPM12G90	Locking Pocket Main Beam	144 x 1-1/2 x 1-1/2"
StrongBack™ Support Hanger	SB12P SB12PG90	StrongBack	144" x 2"

PERFORMANCE

PACKAGING

Fire Performance	Radius	Pieces/Bundle	LF/Bundle
	N/A	12	96
•	N/A	12	120
•	N/A	12	144
•	N/A	12	168
N/A	N/A	12	48
N/A	N/A	12	60
N/A	N/A	12	72
N/A	N/A	12	144
N/A	N/A	12	144

Dots represent high level of performance.

SHORTSPAN®

Drywall Framing System



Declare.

UP TO **61%** RECYCLED CONTENT

Calculate sustainability with GreenGenie™
armstrongceilings.com/greengenie

LEED® WELL™ LBC	energy management	construction waste mgmt	regional materials	design for flexibility	EPD	recyclable/extended producer resp.	biobased materials	recycled content	sourcing of raw materials	material ingredient reporting	low emitting materials	lighting quality	acoustics
-----------------	-------------------	-------------------------	--------------------	------------------------	-----	------------------------------------	--------------------	------------------	---------------------------	-------------------------------	------------------------	------------------	-----------

LOCATION DEPENDENT

INSTALLATION NOTES

1. Must screw LAM12 and KAM12 to wall structure using #8 x 1-1/4" wafer head self-drill sheet metal screws tested in 25 and 20 gauge steel studs
2. ShortSpan® tees must be cut within 1/8" of the vertical leg of the LAM and QSLPM
3. Slide StrongBack™ over the bulb of ShortSpan tee and engage by bending locking tabs back to original position
4. Support and level system to structure; attach vertical supports to StrongBack as required
5. The ShortSpan system was installed per these installation notes to produce the load data provided in the chart above

NOTE: For fire resistant installations, refer to UL® Directory and Designs for details

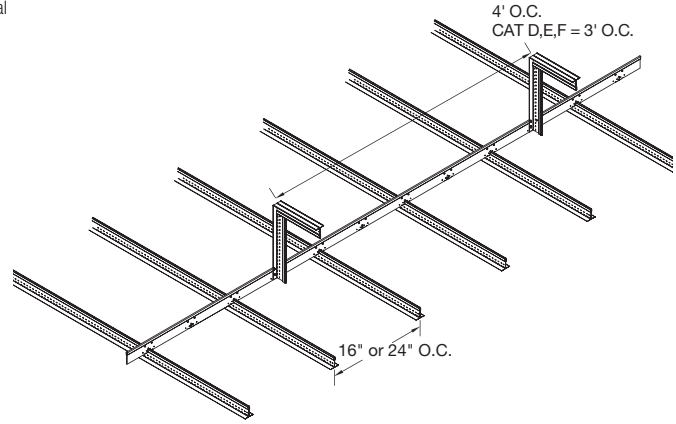
ShortSpan™ Vertical Support Requirements

Tees installed 16" on center with 5/8" or 1/2" drywall (Seismic Design Categories A, B, C, D, E, F)

Up to 8'-6" span	No vertical support required
8'-6" to 14' 0" span	Mid-span vertical support required

Tees installed 24" on-center with 5/8" drywall (Seismic Design Categories A, B, C, D, E, F)

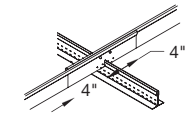
Up to 7'-6" span	No vertical support required
7'-6" to 14' 0" span	Mid-span vertical support required



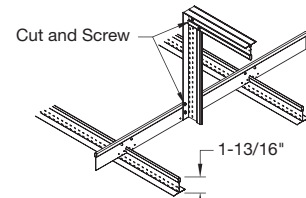
No Additional Screws Requirements For Seismic Areas



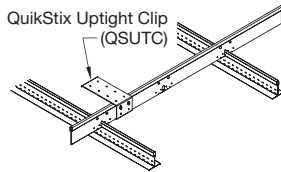
There's no need to screw ShortSpan Tees to Locking Angle Molding in Seismic Design Categories A-F (unless required by local code).



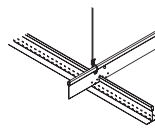
StrongBack Overlap Splice



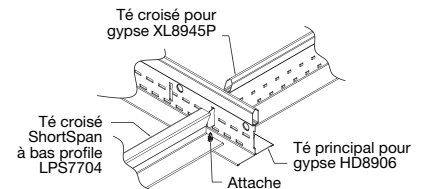
300 lbs. pullout strength on the StrongBack connection to ShortSpan Tee Bulb



StrongBack attached to structure using the QuikStix™ Uptight Clip



StrongBack attached to structure using Hanging Wire



SHORTSPAN®

Drywall Framing System



LEED® WELL | LBC

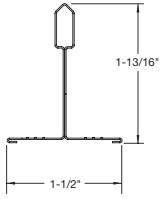
UP TO 61% RECYCLED CONTENT

- energy management
- construction waste mgmt
- regional materials
- design for flexibility
- EPD
- recyclable/extend producer resp.
- biobased materials
- recycled content
- sourcing of raw materials
- material ingredient reporting
- low emitting materials
- lighting quality
- acoustics

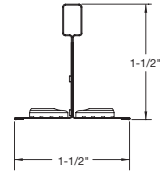
Calculate sustainability with GreenGenie™
armstrongceilings.com/greengenie

LOCATION DEPENDENT

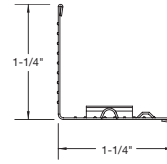
DETAILS



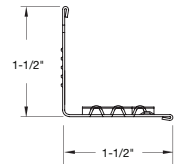
ShortSpan® Tee



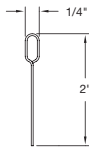
QuickStix™ Locking Pocket Main
(Will not span 8' - 6")



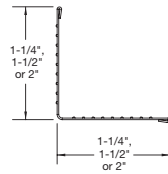
Locking Angle Molding
LAM12



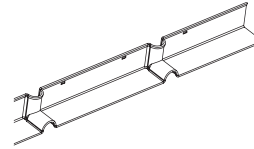
Locking Angle Molding
LAM22



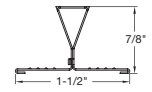
StrongBack™ Support Hanger



KAM



SimpleCurve™



Low Profile ShortSpan

PHYSICAL DATA

Material
Hot-dipped galvanized steel

Surface Finish
Unpainted steel

Face Dimension
1-1/2" T-bar section

Fire Resistance
Resistive when used in applicable UL fire resistive designs D501, D502, G523, G524, G526, G527, G528, G529, G531, G553, J502, L502, L508, L513, L515, L525, L526, L529, L564, P501, P506, P507, P508, P509, P510, P513, P514. (QSUTC, QSLPM12 are not fire-rated.)

TechLine / 1 877 276-7876
armstrongceilings.com/shortspan
BPCS-3639-421

UL is a registered trademark of UL LLC; LEED® is a registered trademark of the U.S. Green Building Council; Declare® and Living Building Challenge® (LBC) are trademarks of the International Living Future Institute®; WELL™ and Well Building Standard are trademarks of the International WELL Building Institute; UL and UL Certified are registered trademarks of UL LLC; USAI Lighting is a trademark of USAI Lighting, LLC; all other trademarks used herein are the property of AWI Licensing LLC and/or its affiliates © 2021 AWI Licensing LLC



DRYWALL INSTALLATION SYSTEMS – Standard