

## AXIOM TRANSITIONS MASTER SHEET

SHEET #	DETAIL #	DRAWING
2	A-A006-MS-01	MASTER SHEET
3	A-A006-DD-01	AXIOM INTERLUDE TRIM
4	A-A006-DD-02	AXIOM INTERLUDE SPLICED AXSPLICE2
5	A-A006-DD-03	AXIOM INTERLUDE SPLICED AX4SPLICEB
6	A-A006-DD-04	AXIOM INTERLUDE QUICKSHIP OUTSIDE CORNER
7	A-A006-DD-05	AXIOM INTERLUDE QUICKSHIP INSIDE CORNER
8	A-A006-DD-06	INTERLUDE WITH AXLD2STR/CUR
9	A-A006-DD-07	INTERLUDE WITH AXLD4STR/CUR
10	A-A006-DD-08	INTERLUDE WITH AXLD6STR/CUR

These drawings show typical conditions in which the Armstrong product depicted is installed. They are not a substitute for an architect's or engineer's plan and do not reflect the unique requirements of local building codes, laws, statutes, ordinances, rules and regulations (Legal Requirements) that may be applicable for a particular installation.

Armstrong does not warrant, and assumes no liability for the accuracy or completeness of the drawings for a particular installation or their fitness for a particular purpose. The user is advised to consult with a duly licensed architect or engineer in the particular locale of the installation to assure compliance with all Legal Requirements.

Armstrong is not licensed to provide professional architecture or engineering design services.

PROJECT NAME: **AXIOM INTERLUDE TRIM MASTER SHEET**

DWG. NO. **A-A006-MS-00**

REV: .

DATE: .

DATE: **1/15/25**

SCALE: .

DESC.: .

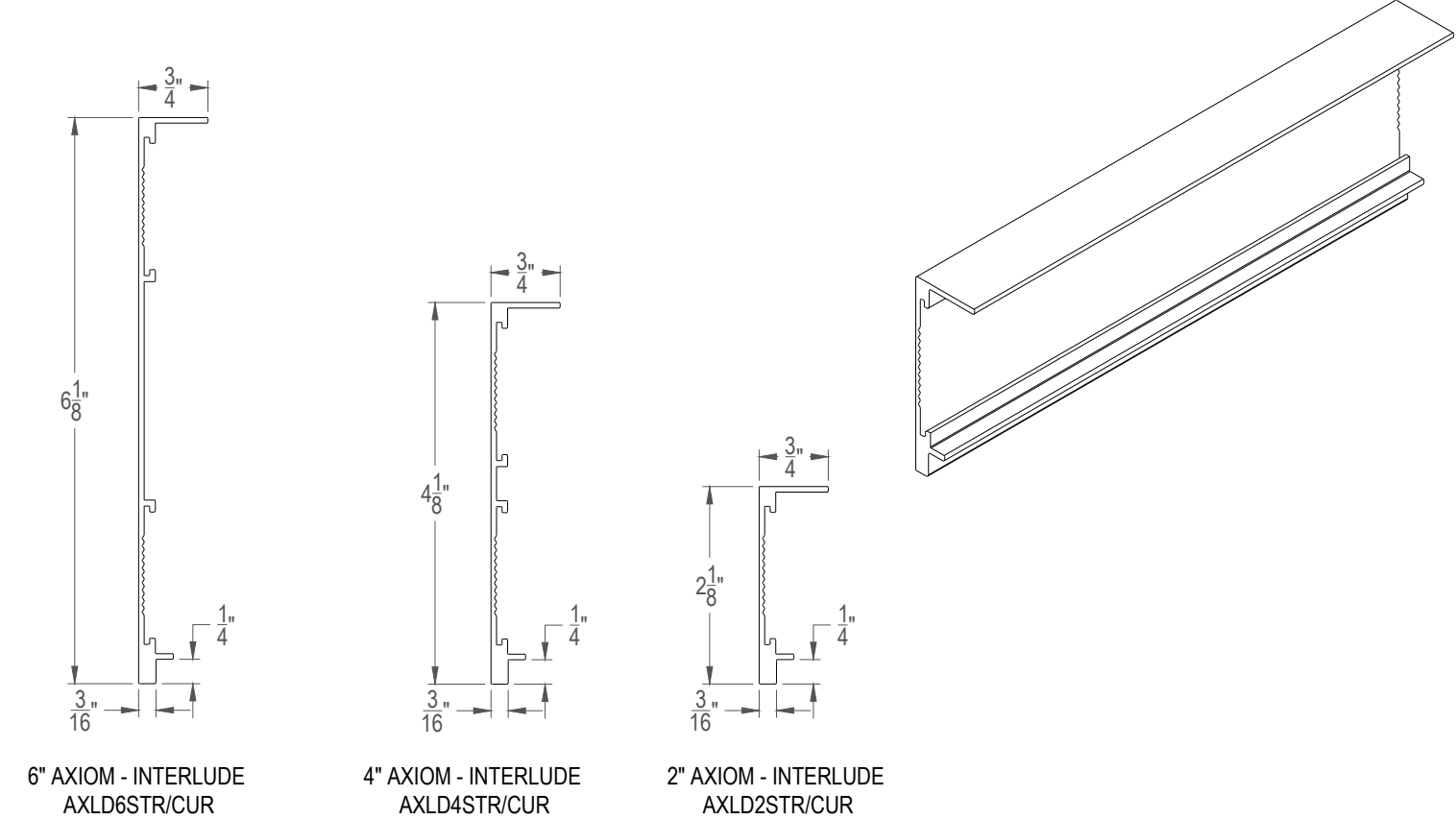
DRAWN BY: **DAG**

CHK BY: .

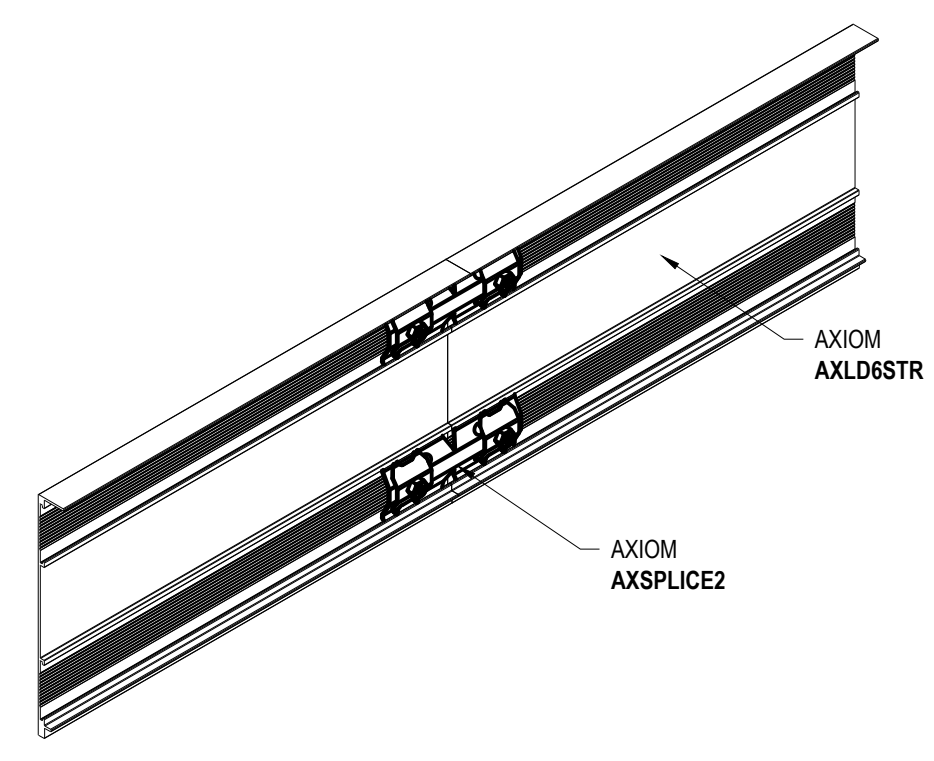


CEILING & WALL SOLUTIONS \* ARMSTRONG WORLD INDUSTRIES, INC. \* Lancaster, PA \* Phone: 877-ARMSTRONG

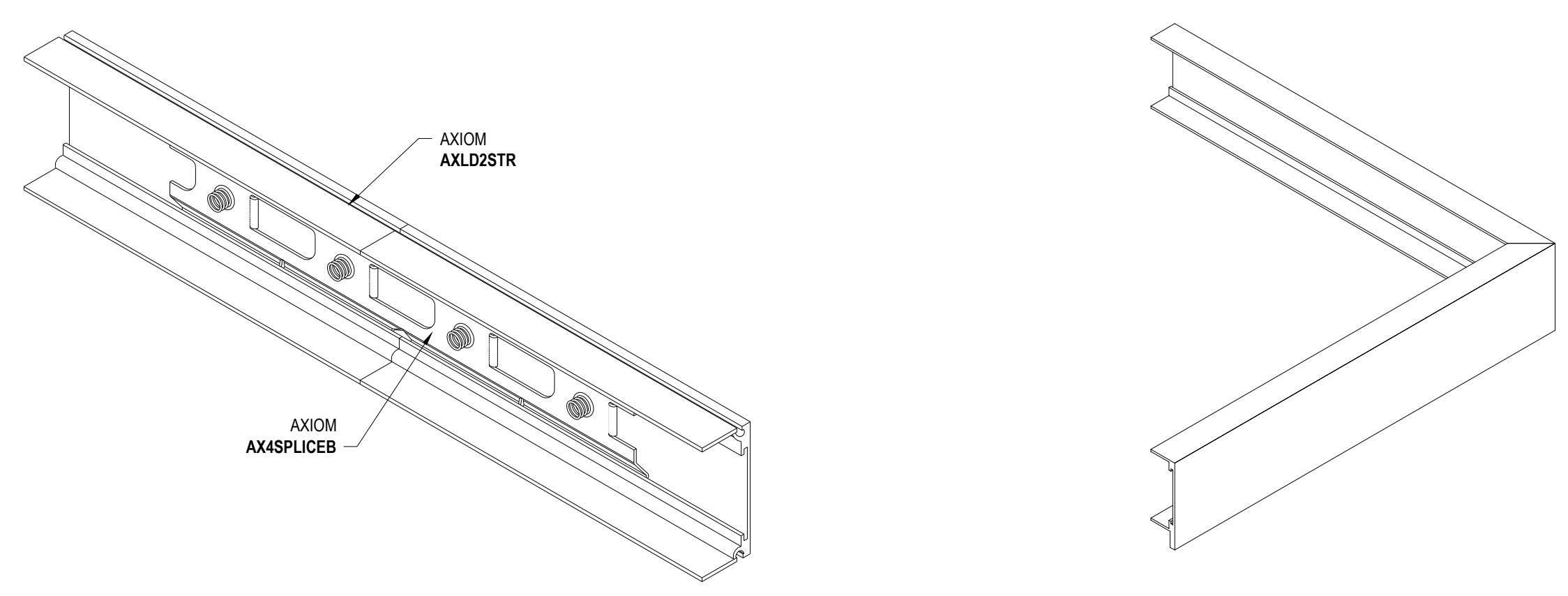




DD-01 AXIOM INTERLUDE TRIM

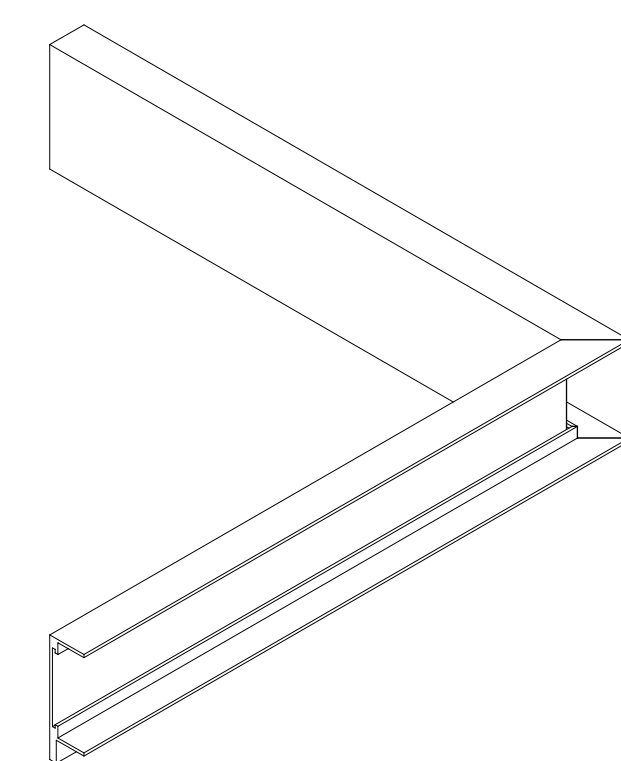


DD-02 AXIOM INTERLUDE SPLICED AXSPLICE2

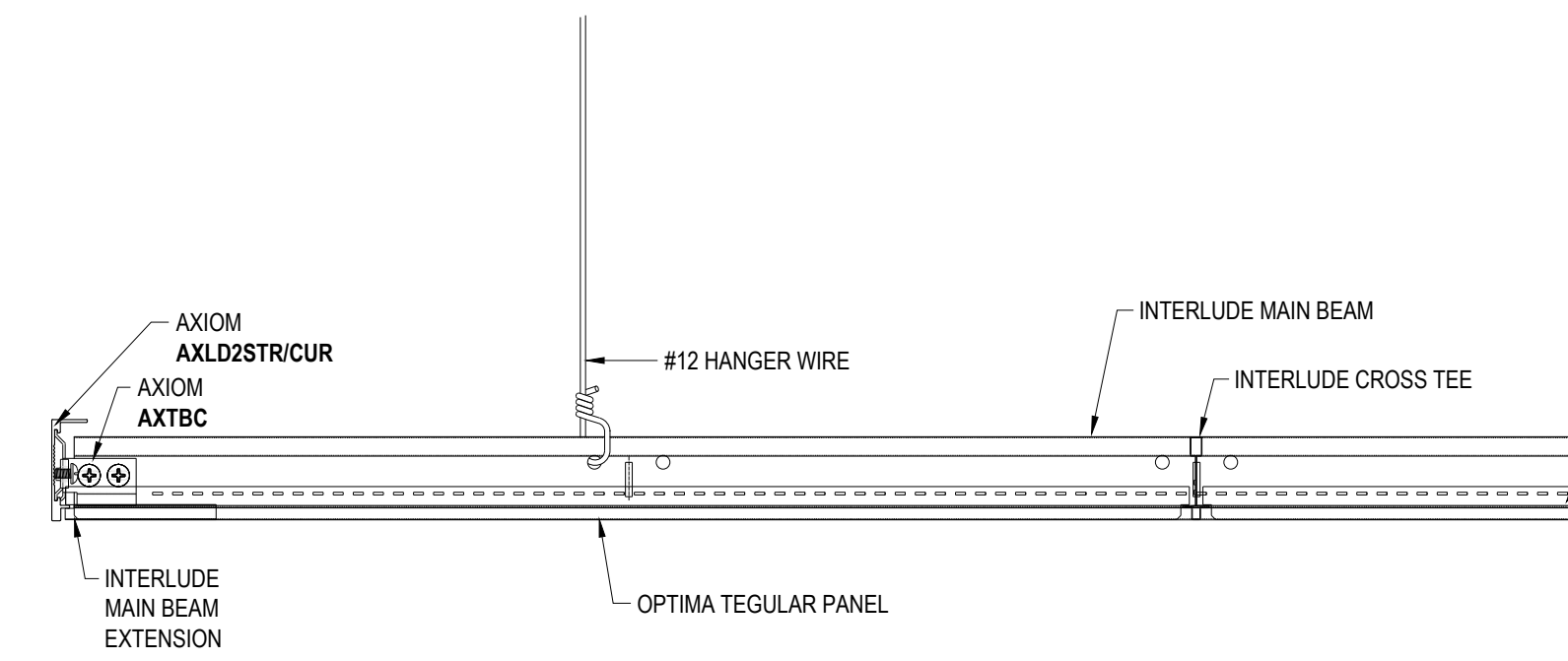


DD-03 AXIOM INTERLUDE SPLICED AX4SPLICEB

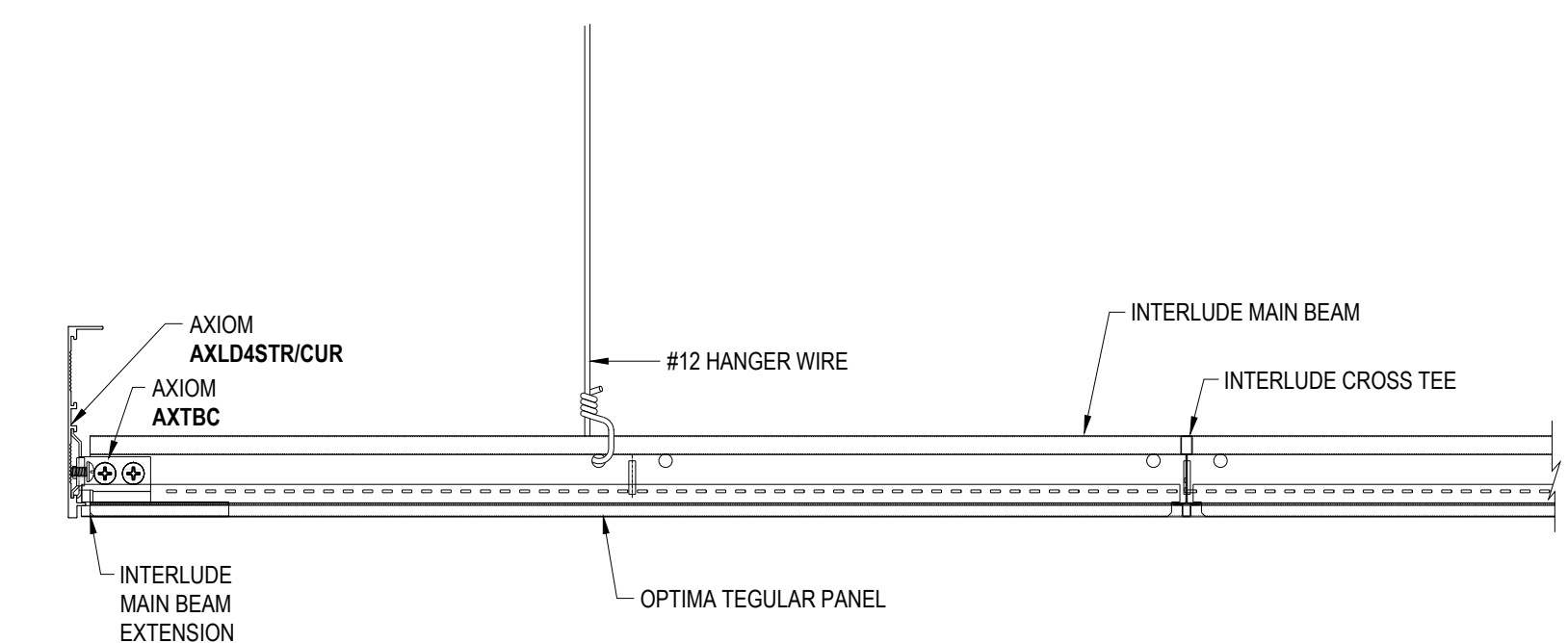
DD-04 AXIOM INTERLUDE QUICKSHIP OUTSIDE CORNER



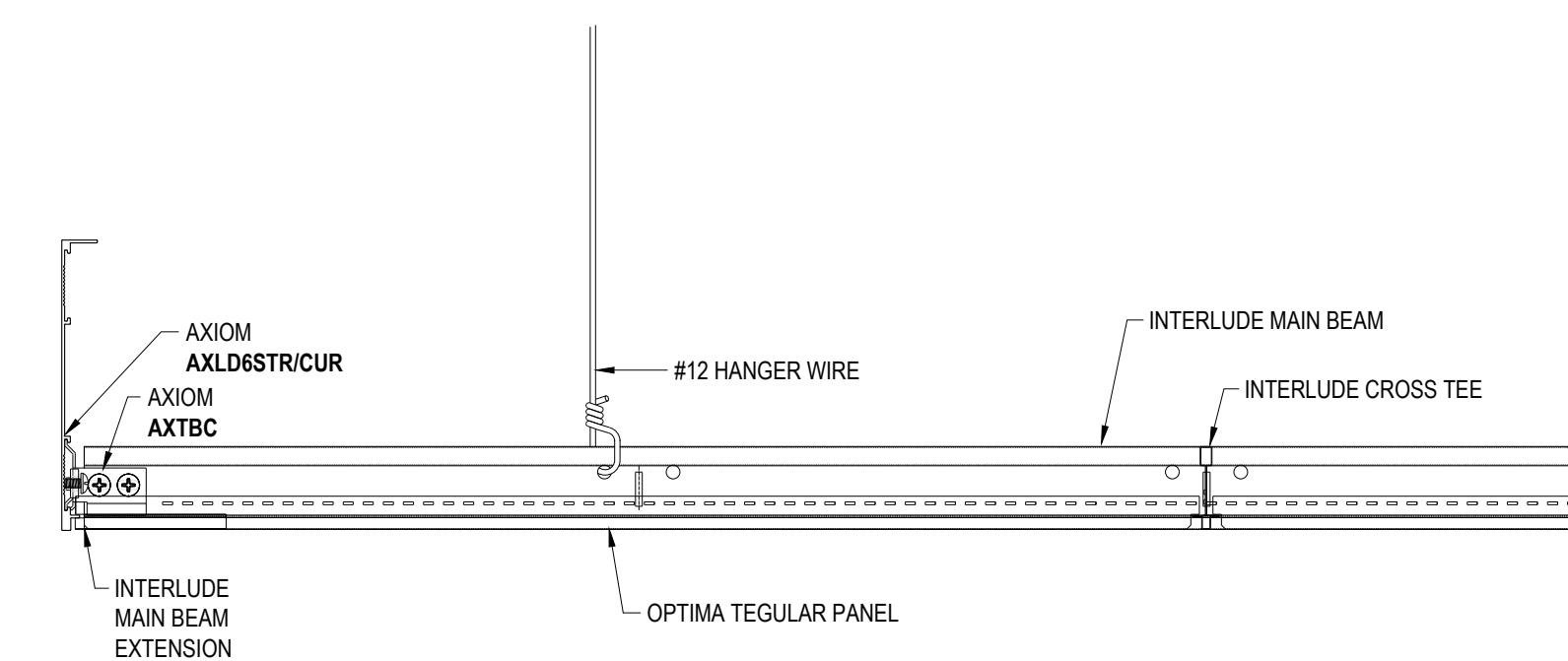
DD-05 AXIOM INTERLUDE QUICKSHIP INSIDE CORNER



DD-06 INTERLUDE WITH AXLD2STR/CUR

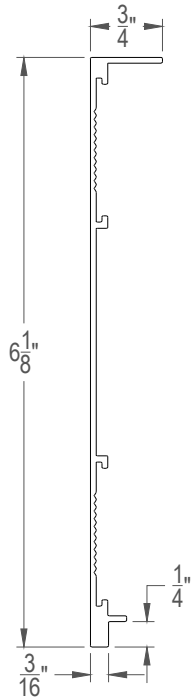


DD-07 INTERLUDE WITH AXLD4STR/CUR

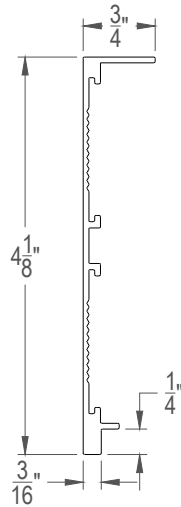


DD-08 INTERLUDE WITH AXLD6STR/CUR

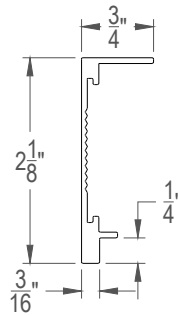
<small>These drawings show typical conditions in which the Armstrong product depicted is installed. They are not a substitute for an architect's or engineer's plan and do not reflect the unique requirements of local building codes, laws, ordinances, rules and regulations (Legal Requirements) that may be applicable for a particular installation.</small>			
<small>Armstrong does not warrant, and assumes no liability for the accuracy or completeness of the drawings for a particular installation or their fitness for a particular purpose. The user is advised to consult with a duly licensed architect or engineer in the particular locale of the installation to assure compliance with all Legal Requirements.</small>			
<small>Armstrong is not licensed to provide professional architecture or engineering design services.</small>			
<b>Techn</b>		<b>Armstrong</b>	
<small>ARMSTRONG CEILING SYSTEMS * ARMSTRONG WORLD INDUSTRIES, INC. * Lancaster, PA * Phone: 877-ARMSTRONG</small>			
PROJECT NAME: AXIOM INTERLUDE TRIM MASTER SHEET			
DWG. NO:	A-A006-MS-01	REV:	DATE:
DATE:	1/15/25	SCALE:	DESC.:
DRAWN BY:	DAG	CHK BY:	



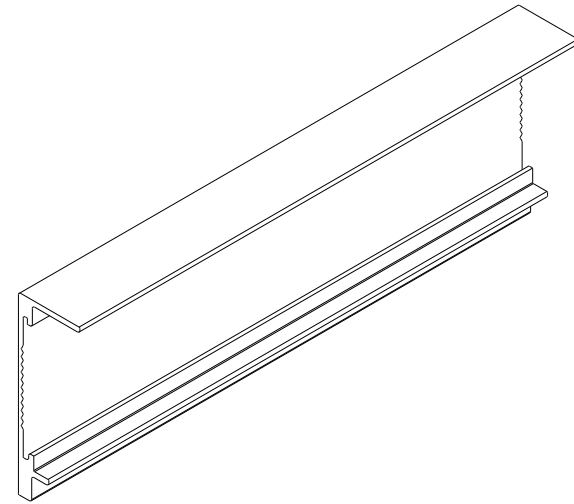
6" AXIOM - INTERLUDE  
AXLD6STR/CUR



4" AXIOM - INTERLUDE  
AXLD4STR/CUR



2" AXIOM - INTERLUDE  
AXLD2STR/CUR



**DD-01** AXIOM INTERLUDE TRIM

These drawings show typical conditions in which the Armstrong product depicted is installed. They are not a substitute for an architect's or engineer's plan and do not reflect the unique requirements of local building codes, laws, statutes, ordinances, rules and regulations (Legal Requirements) that may be applicable for a particular installation.

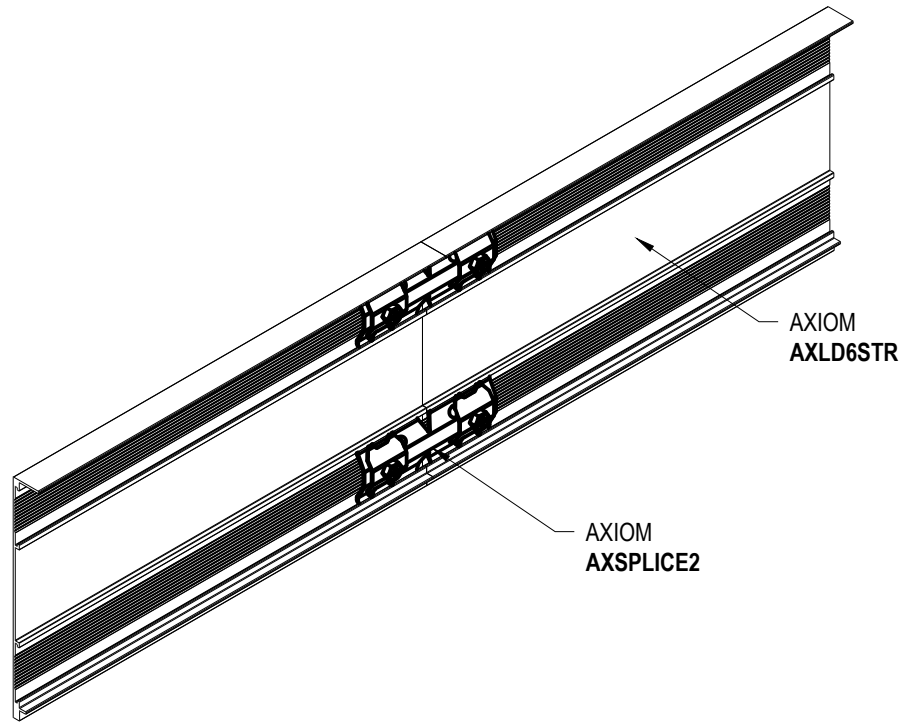
Armstrong does not warrant, and assumes no liability for the accuracy or completeness of the drawings for a particular installation or their fitness for a particular purpose. The user is advised to consult with a duly licensed architect or engineer in the particular locale of the installation to assure compliance with all Legal Requirements.

Armstrong is not licensed to provide professional architecture or engineering design services.

PROJECT NAME: AXIOM INTERLUDE TRIM MASTER SHEET  
AXIOM INTERLUDE TRIM

DWG. NO. A-A006-DD-01		REV: .	DATE: .
DATE: 1/15/25	SCALE: 6"=1'-0"	DESC.: .	
DRAWN BY: DAG	CHK BY: .		





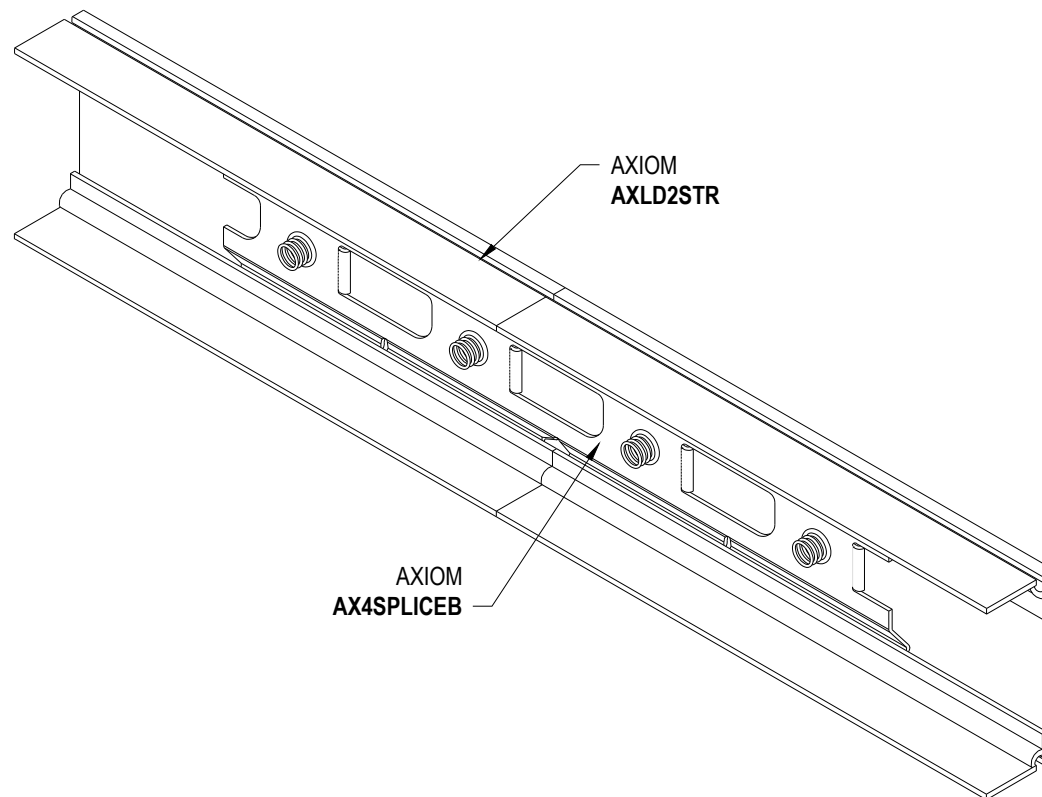
**DD-02** AXIOM INTERLUDE SPLICED AXSPICE2

These drawings show typical conditions in which the Armstrong product depicted is installed. They are not a substitute for an architect's or engineer's plan and do not reflect the unique requirements of local building codes, laws, statutes, ordinances, rules and regulations (Legal Requirements) that may be applicable for a particular installation.

Armstrong does not warrant, and assumes no liability for the accuracy or completeness of the drawings for a particular installation or their fitness for a particular purpose. The user is advised to consult with a duly licensed architect or engineer in the particular locale of the installation to assure compliance with all Legal Requirements.

Armstrong is not licensed to provide professional architecture or engineering design services.

PROJECT NAME: AXIOM INTERLUDE TRIM MASTER SHEET AXIOM INTERLUDE SPLICED AXSPICE2			
DWG. NO. A-A006-DD-02		REV: .	DATE: .
DATE: 1/15/25	SCALE: 3"=1'-0"	DESC.: .	
DRAWN BY: DAG	CHK BY: .		



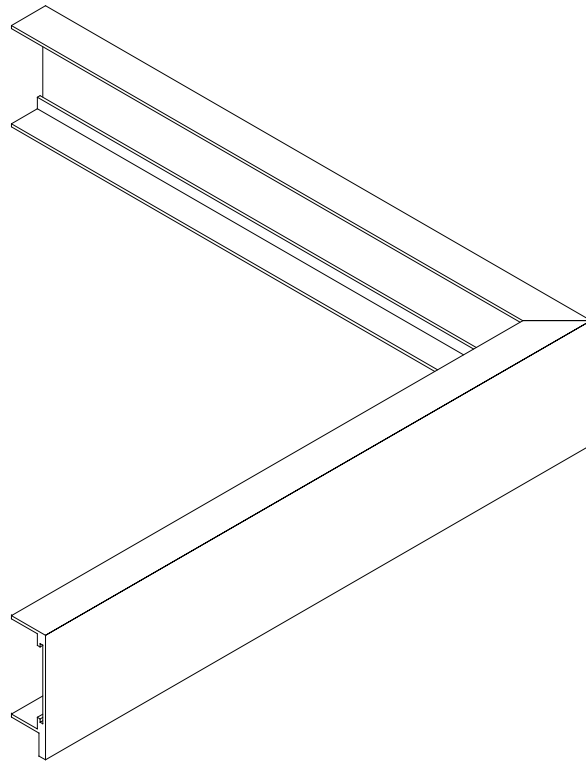
DD-03
AXIOM INTERLUDE SPLICED AX4SPICEB

These drawings show typical conditions in which the Armstrong product depicted is installed. They are not a substitute for an architect's or engineer's plan and do not reflect the unique requirements of local building codes, laws, statutes, ordinances, rules and regulations (Legal Requirements) that may be applicable for a particular installation.

Armstrong does not warrant, and assumes no liability for the accuracy or completeness of the drawings for a particular installation or their fitness for a particular purpose. The user is advised to consult with a duly licensed architect or engineer in the particular locale of the installation to assure compliance with all Legal Requirements.

Armstrong is not licensed to provide professional architecture or engineering design services.

PROJECT NAME: <b>AXIOM INTERLUDE TRIM MASTER SHEET</b>			
<b>AXIOM INTERLUDE SPLICED AX4SPICEB</b>			
DWG. NO. <b>A-A006-DD-03</b>		REV: .	DATE: .
DATE: <b>1/15/25</b>	SCALE: <b>6"=1'-0"</b>	DESC.: .	
DRAWN BY: <b>DAG</b>	CHK BY: .		



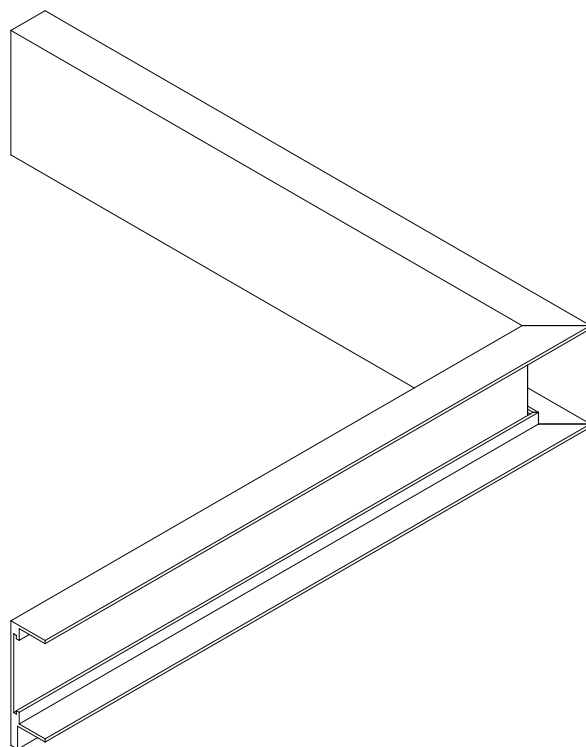
DD-04
AXIOM INTERLUDE QUICKSHIP OUTSIDE CORNER

These drawings show typical conditions in which the Armstrong product depicted is installed. They are not a substitute for an architect's or engineer's plan and do not reflect the unique requirements of local building codes, laws, statutes, ordinances, rules and regulations (Legal Requirements) that may be applicable for a particular installation.

Armstrong does not warrant, and assumes no liability for the accuracy or completeness of the drawings for a particular installation or their fitness for a particular purpose. The user is advised to consult with a duly licensed architect or engineer in the particular locale of the installation to assure compliance with all Legal Requirements.

Armstrong is not licensed to provide professional architecture or engineering design services.

<b>PROJECT NAME: AXIOM INTERLUDE TRIM MASTER SHEET</b> <b>AXIOM INTERLUDE QUICKSHIP OUTSIDE CORNER</b>			
<b>DWG. NO. A-A006-DD-04</b>		<b>REV:</b> .	<b>DATE:</b> .
<b>DATE: 1/15/25</b>	<b>SCALE: 3/4"=1'-0"</b>	<b>DESC.:</b> .	
<b>DRAWN BY: DAG</b>	<b>CHK BY:</b> .		



**DD-05** AXIOM INTERLUDE QUICKSHIP INSIDE CORNER

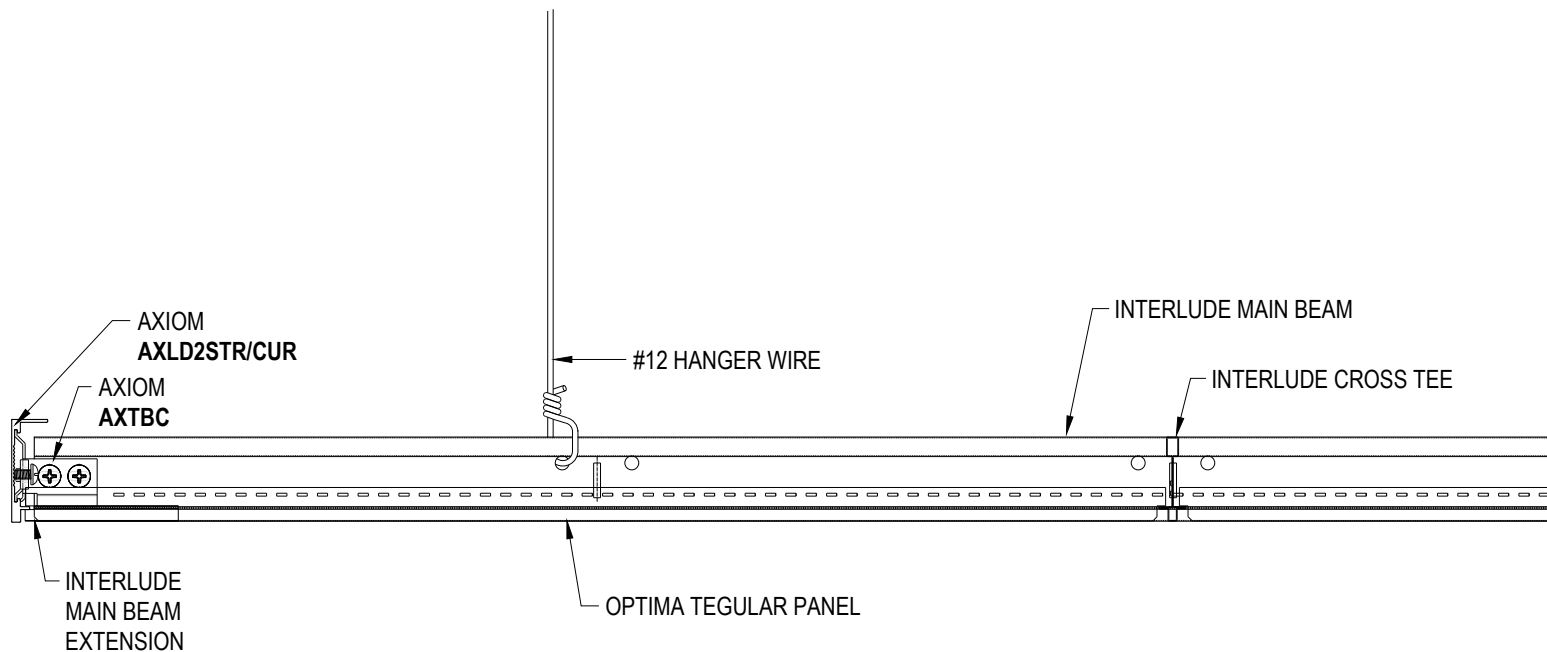
These drawings show typical conditions in which the Armstrong product depicted is installed. They are not a substitute for an architect's or engineer's plan and do not reflect the unique requirements of local building codes, laws, statutes, ordinances, rules and regulations (Legal Requirements) that may be applicable for a particular installation.

Armstrong does not warrant, and assumes no liability for the accuracy or completeness of the drawings for a particular installation or their fitness for a particular purpose. The user is advised to consult with a duly licensed architect or engineer in the particular locale of the installation to assure compliance with all Legal Requirements.

Armstrong is not licensed to provide professional architecture or engineering design services.

PROJECT NAME: AXIOM INTERLUDE TRIM MASTER SHEET  
 AXIOM INTERLUDE QUICKSHIP INSIDE CORNER

DWG. NO. <b>A-A006-DD-05</b>		REV: .	DATE: .
DATE: <b>1/15/25</b>	SCALE: <b>3/4"=1'-0"</b>	DESC.: .	
DRAWN BY: <b>DAG</b>	CHK BY: .		



DD-06
INTERLUDE WITH AXLD2STR/CUR

These drawings show typical conditions in which the Armstrong product depicted is installed. They are not a substitute for an architect's or engineer's plan and do not reflect the unique requirements of local building codes, laws, statutes, ordinances, rules and regulations (Legal Requirements) that may be applicable for a particular installation.

Armstrong does not warrant, and assumes no liability for the accuracy or completeness of the drawings for a particular installation or their fitness for a particular purpose. The user is advised to consult with a duly licensed architect or engineer in the particular locale of the installation to assure compliance with all Legal Requirements.

Armstrong is not licensed to provide professional architecture or engineering design services.

PROJECT NAME: **AXIOM INTERLUDE TRIM MASTER SHEET**  
**INTERLUDE WITH AXLD2STR/CUR**

DWG. NO. **A-A006-DD-06**

REV: .      DATE: .

DATE: **1/15/25**

SCALE: **3"=1'-0"**

DESC.: .

DRAWN BY: **DAG**

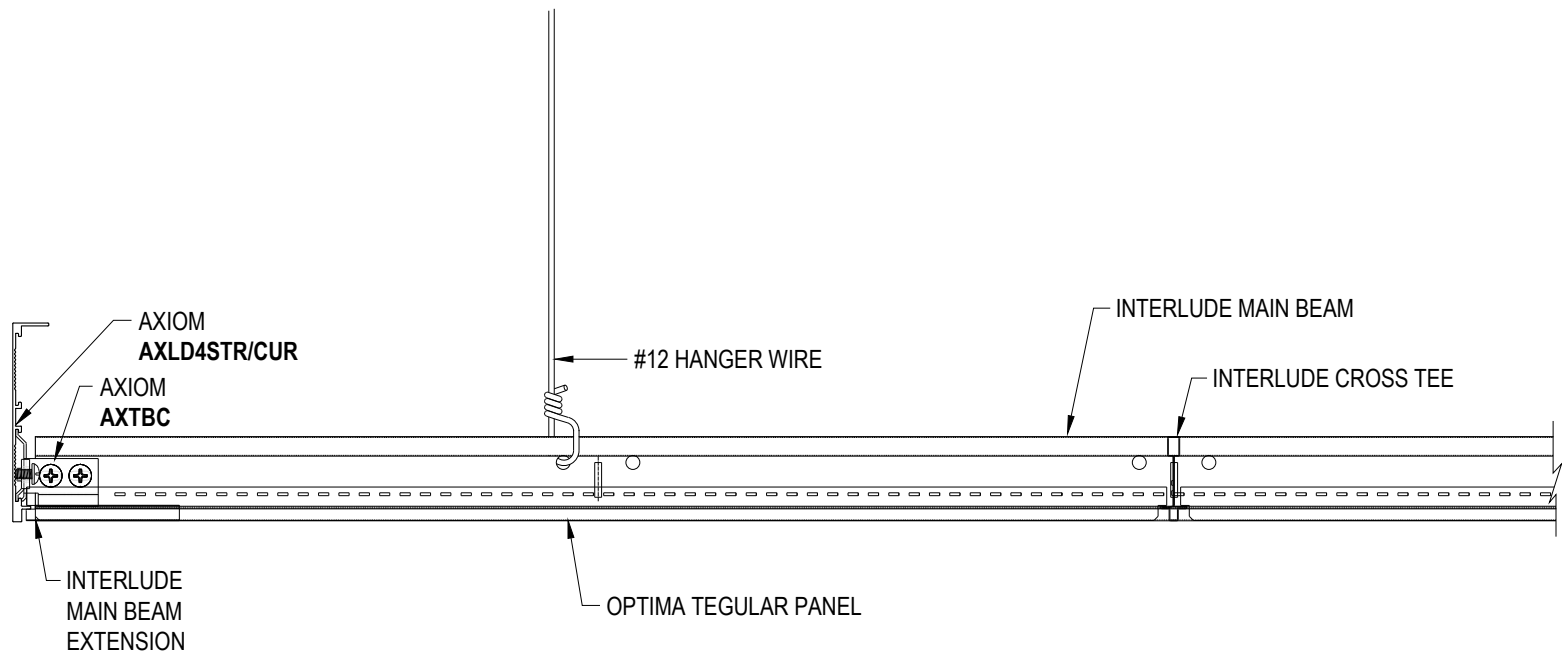
CHK BY: .



CEILING & WALL SOLUTIONS \* ARMSTRONG WORLD INDUSTRIES, INC. \* Lancaster, PA \* Phone: 877-ARMSTRONG







DD-07
INTERLUDE WITH AXLD4STR/CUR

These drawings show typical conditions in which the Armstrong product depicted is installed. They are not a substitute for an architect's or engineer's plan and do not reflect the unique requirements of local building codes, laws, statutes, ordinances, rules and regulations (Legal Requirements) that may be applicable for a particular installation.

Armstrong does not warrant, and assumes no liability for the accuracy or completeness of the drawings for a particular installation or their fitness for a particular purpose. The user is advised to consult with a duly licensed architect or engineer in the particular locale of the installation to assure compliance with all Legal Requirements.

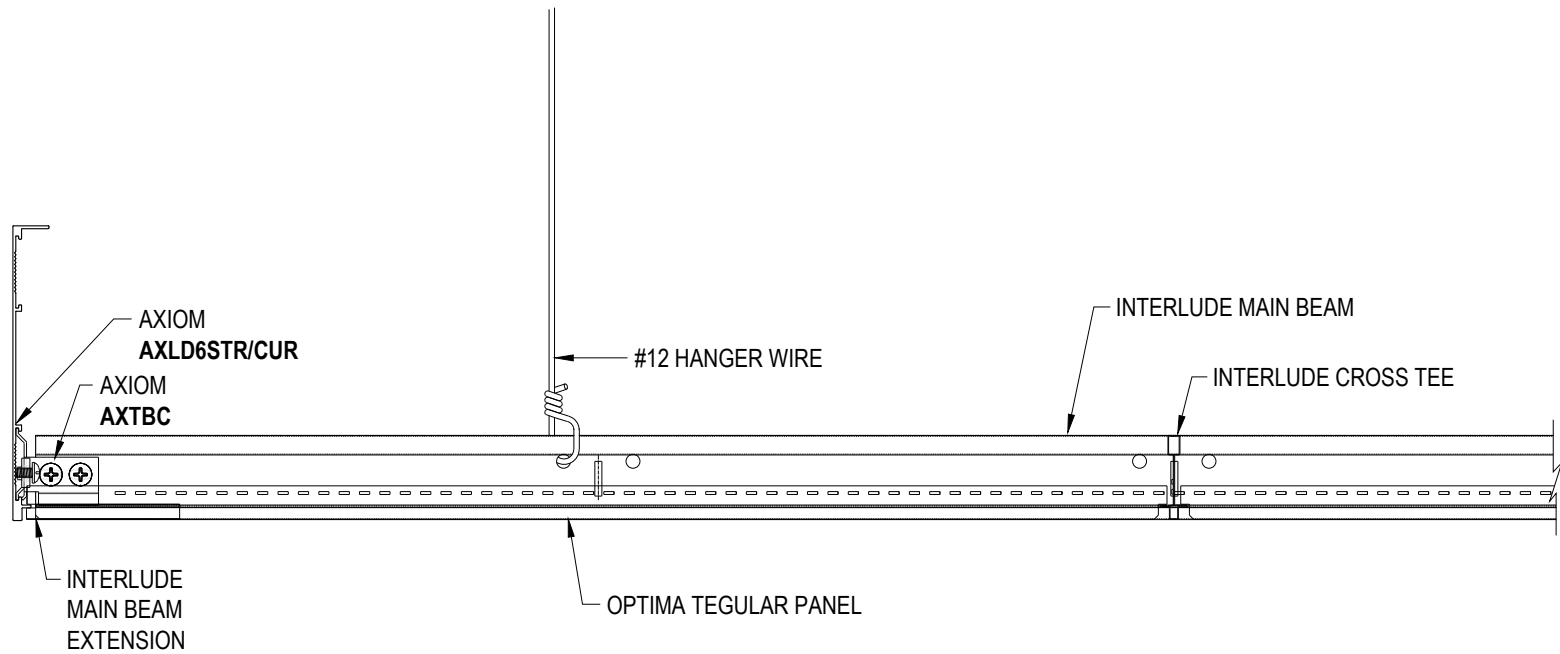
Armstrong is not licensed to provide professional architecture or engineering design services.

<b>PROJECT NAME: AXIOM INTERLUDE TRIM MASTER SHEET</b>			
<b>INTERLUDE WITH AXLD4STR/CUR</b>			
DWG. NO. <b>A-A006-DD-07</b>		REV: .	DATE: .
DATE: <b>1/15/25</b>	SCALE: <b>3"=1'-0"</b>	DESC.: .	
DRAWN BY: <b>DAG</b>	CHK BY: .		



CEILING & WALL SOLUTIONS \* ARMSTRONG WORLD INDUSTRIES, INC. \* Lancaster, PA \* Phone: 877-ARMSTRONG





DD-08
INTERLUDE WITH AXLD6STR/CUR

These drawings show typical conditions in which the Armstrong product depicted is installed. They are not a substitute for an architect's or engineer's plan and do not reflect the unique requirements of local building codes, laws, statutes, ordinances, rules and regulations (Legal Requirements) that may be applicable for a particular installation.

Armstrong does not warrant, and assumes no liability for the accuracy or completeness of the drawings for a particular installation or their fitness for a particular purpose. The user is advised to consult with a duly licensed architect or engineer in the particular locale of the installation to assure compliance with all Legal Requirements.

Armstrong is not licensed to provide professional architecture or engineering design services.

PROJECT NAME: **AXIOM INTERLUDE TRIM MASTER SHEET**  
**INTERLUDE WITH AXLD6STR/CUR**

DWG. NO. <b>A-A006-DD-08</b>		REV: .	DATE: .
DATE: <b>1/15/25</b>	SCALE: <b>3"=1'-0"</b>	DESC.: .	
DRAWN BY: <b>DAG</b>	CHK BY: .		